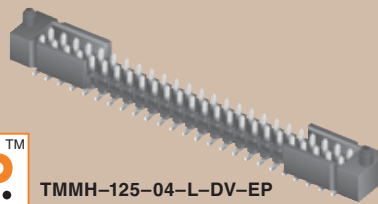





(2,00 mm) .0787"

TMMH SERIES



TMMH-125-04-L-DV-EP



TMMH-122-04-T-DV-LC

# FLEXIBLE SMT HEADER

## SPECIFICATIONS

For complete specifications and recommended PCB layouts see [www.samtec.com?TMMH](http://www.samtec.com?TMMH)

**Insulator Material:**  
Black Liquid Crystal Polymer



**Terminal Material:**  
Phosphor Bronze

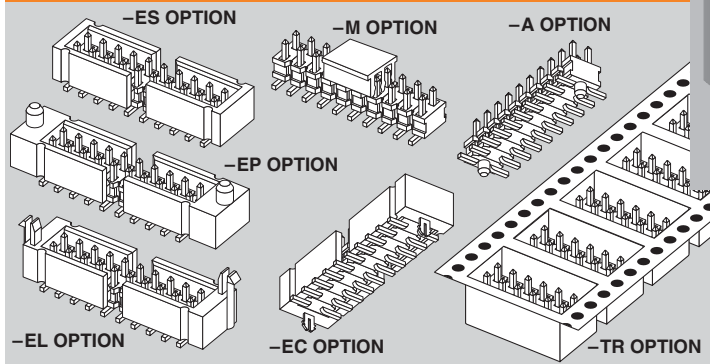
**Plating:**  
Sn or Au over 50µ" (1,27 µm) Ni

**Operating Temp Range:**  
-55°C to +105°C with Tin;  
-55°C to +125°C with Gold

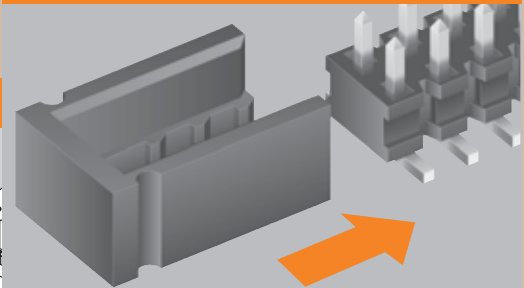
**Voltage Rating:**  
500 VAC mated with SQW  
**RoHS Compliant:**  
Yes

**Mates with:**  
CLT, SQT, SQW, ESQT, TLE, SMM, MMS, TCSD

## OPTIONS



## FLEX SHROUD



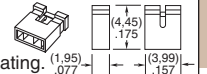
## ALSO AVAILABLE

**Through-Hole**



## 2 mm Shunt

Specify 2SN-BK-G for 2 mm shunt with Gold plating.



CURRENT RATING (PER CONTACT)		
AMBIENT TEMP	Mated with	
	ESQT	SQW
20°C	5.8A	5A
40°C	5.1A	4.6A
60°C	4.5A	4A
95°C	2.9A	2.6A

6 POSITIONS (2x3) POWERED

TMMH

1

NO. PINS PER ROW

LEAD STYLE

PLATING OPTION

03 thru 50

Specify LEAD STYLE from chart

-F = Gold flash on post, Matte Tin on tail

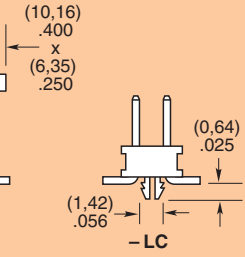
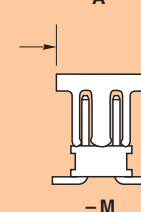
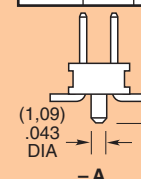
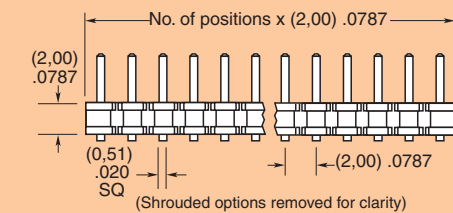
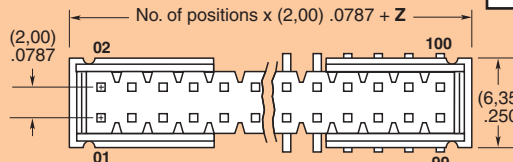
-L = 10µ" (0,25 µm) Gold on post, Matte Tin on tail

-T = Matte Tin

**Note:**  
Other Gold plating options available. Contact Samtec.

OPTION	Z
-ES	(2,92) .115
-EC	(4,70) .185
-EP & -EPC	(6,10) .240
-EL & -EBC	(4,45) .175

LEAD STYLE	A	MATES WITH
-01	(3,20) .126	SQT, SQW, ESQT, TLE, SMM, MMS, TCSD
-04	(1,91) .075	CLT
-05	(1,65) .065	




**Note:**  
Some lengths, styles and options are non-standard, non-returnable.

Due to technical progress, all designs, specifications and components are subject to change without notice.



[WWW.SAMTEC.COM](http://WWW.SAMTEC.COM)

TMMH-116-04-F-DV-EL




TMMH-125-01-L-DV

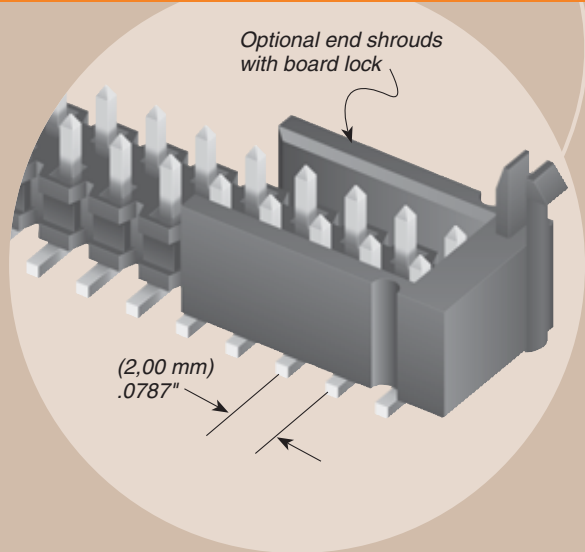
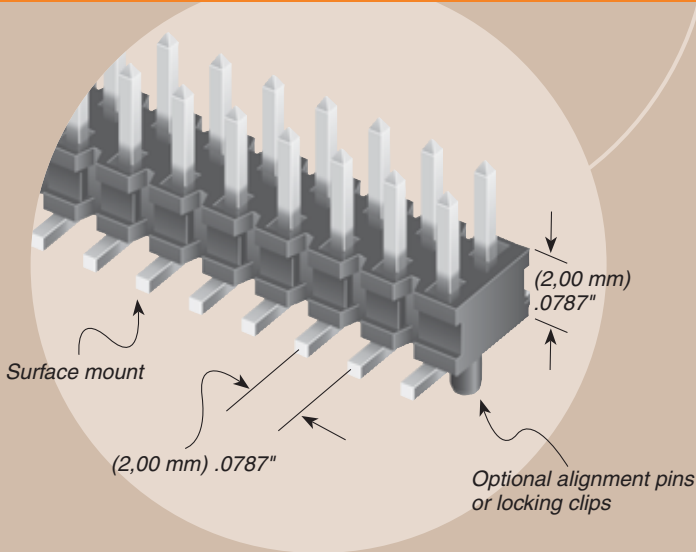
TMMH-110-01-T-DV-A



TMMH-120-04-T-DV



TMMH-110-04-F-DV



**DV**

**FLEX SHROUD OPTIONS**

**OTHER OPTIONS**

All Flex Shroud options require 9 pins/row minimum (For board-to-board interfaces. Will not mate with TCSD)

**-ES**

= End Shroud  
(For best cost also see TSH Series)

**-EC**

= End Shroud with Locking Clip  
(For best cost also see TSH Series)  
(Manual placement required)

**-EP**

= End Shroud with Guide Post

**-EL**

= End Shroud with Board Lock  
(Boards are positively locked and cannot be unmated)

**-EBC**

= End Shroud with Board Lock and Locking Clip  
(Boards are positively locked and cannot be unmated)

**-EPC**

= End Shroud with Guide Post and Locking Clip  
(Manual placement required)

**-“XXX”**  
= Polarized Position. Specify position of omitted pin

**-A**

= Alignment Pin  
(3 positions minimum)  
(N/A with -LC)

**-LC**

= Locking Clip  
(5 positions minimum)  
(N/A with -A)  
(Manual placement required)

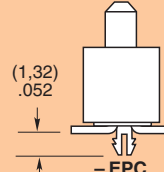
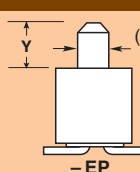
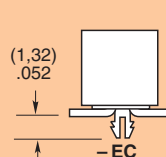
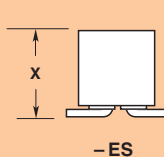
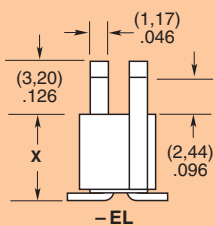
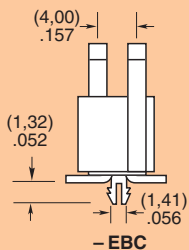
**-M**

= Pick & Place Pad  
(5 positions minimum)  
(N/A with -T plating)

**-TR**

= Tape & Reel Packaging  
(36 positions maximum)  
(Flex Shroud options not available except -ES, -EP & -EL)

LEAD STYLE	X	Y
-01	(5,84) .230	(4,45) .175
-04 & -05	(4,50) .177	(3,02) .119



Due to technical progress, all designs, specifications and components are subject to change without notice.

[WWW.SAMTEC.COM](http://WWW.SAMTEC.COM)

**TAPE & REEL AVAILABILITY**

No tooling charges.  
Minimum order is the lesser of a full reel quantity or 125 pieces. Order any quantity above minimum. In-house design, manufacture. Quick turn-around.  
Call Samtec for specifications and ordering information.