

PC BOARD CONNECTORS

720M SERIES (FOR FLAT CABLE CONNECTIONS)

■ FEATURES


- The 720M series connectors can be used for 1.0 mm (0.039 in.) pitch flat cable connections.
- Pins are arranged in a 2.0 mm (0.079 in.) grid, enabling high-density mounting.
- These connectors can be used for 2.5-inch HDD connections.
- The bump structure is used to prevent incorrect insertion.
- Straight plugs are also available.

■ SPECIFICATIONS

Item	Specification
Operating temperature range	-55°C to +105°C
Current rating	DC 1 A
Voltage rating	AC 250 V
Contact resistance	20 mΩ max. (20 mV, 10 mA)
Insulation resistance	1000 MΩ min. (DC 500 V)
Dielectric strength	AC 500 V for 1 minute

■ MATERIALS

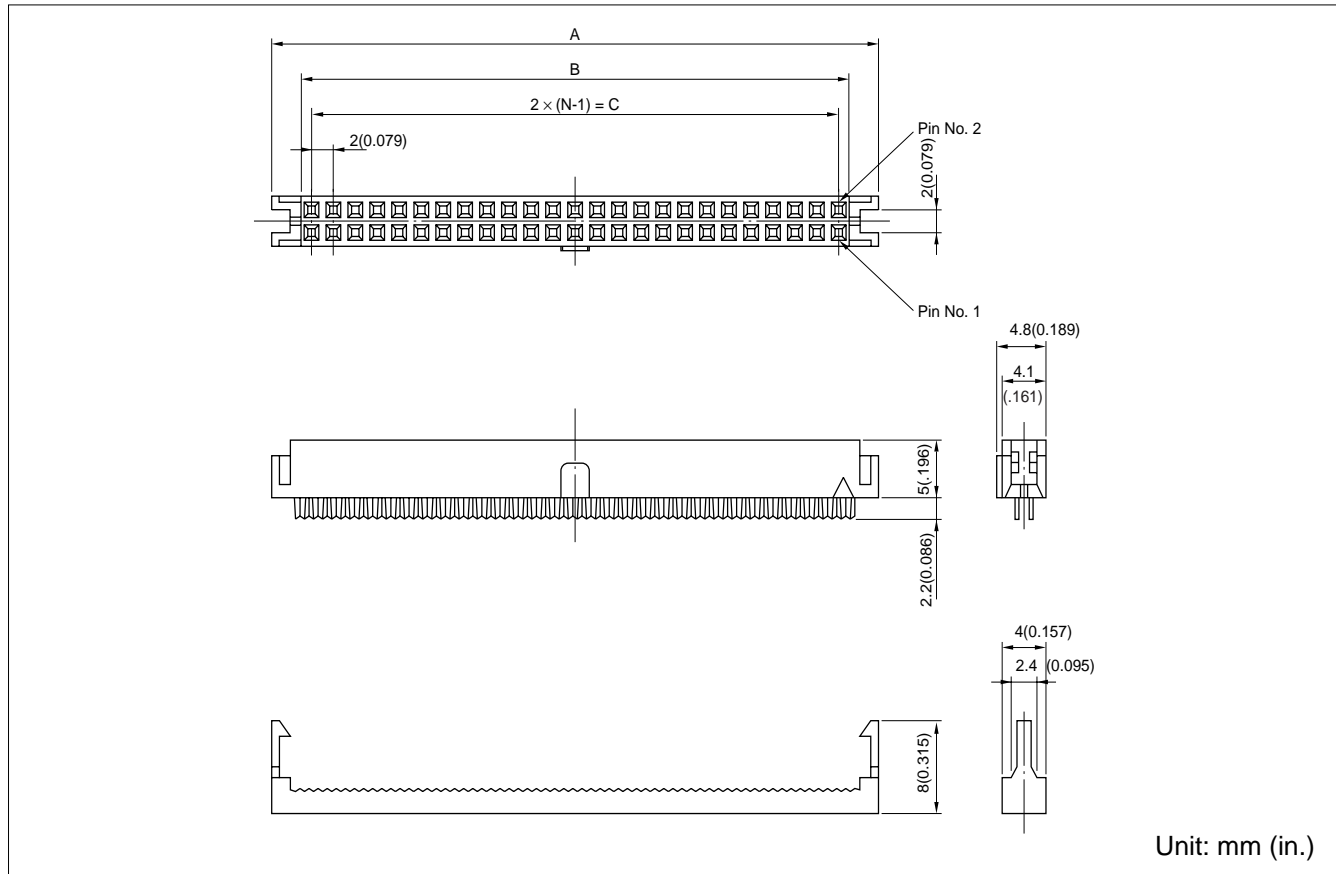
Item	Materials	
Insulating material	Polyester resin (UL94V-0)	
Conductor	Copper alloy	
Plating	Contact	Gold
	Terminal	Palladium



720M Series (For Flat Cable Connections)

IDC SOCKET (BUMP TYPE, THROUGH END-TYPE COVER)

■ DIMENSIONS



■ PART NUMBERS AND DIMENSIONS

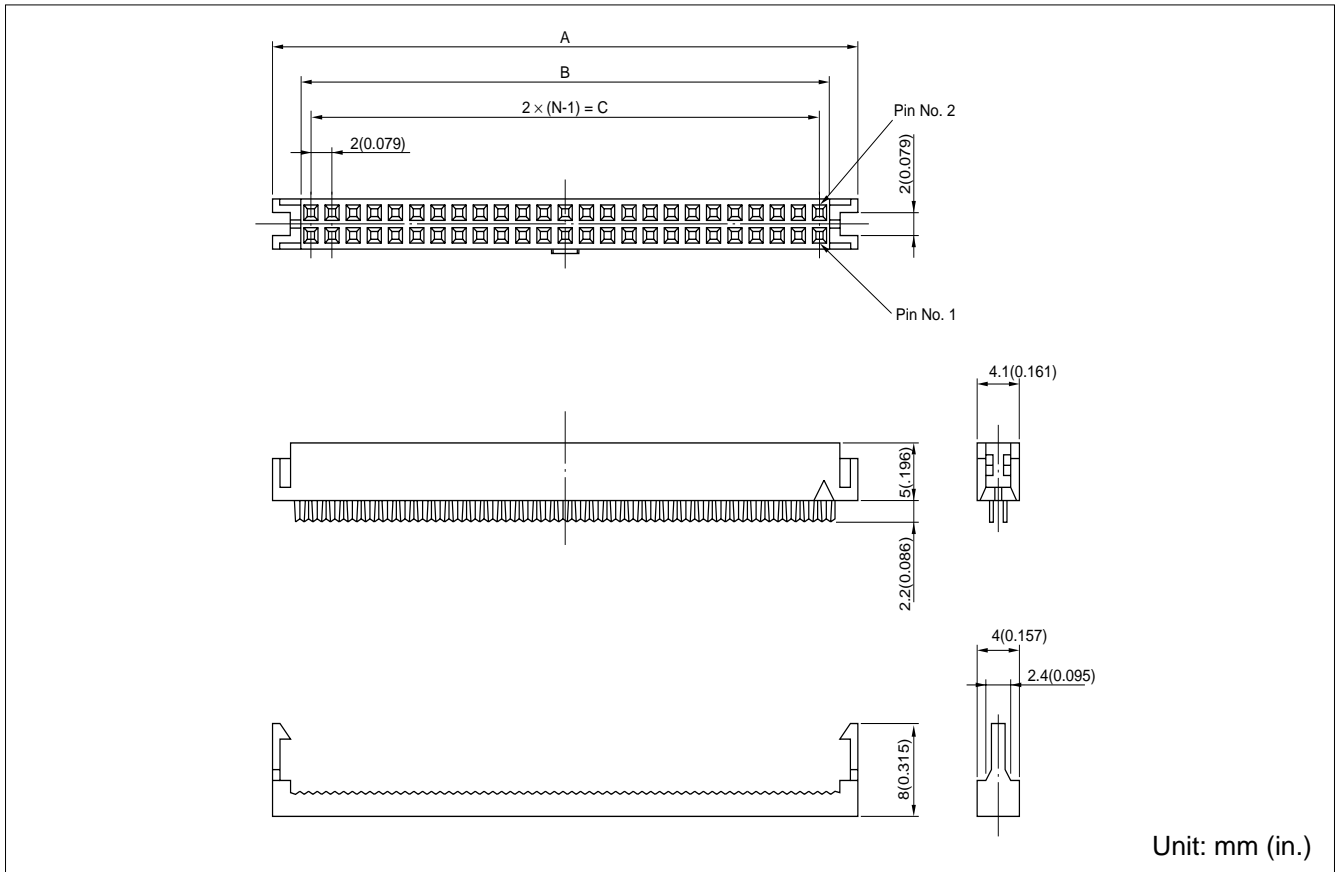
Number of contacts	Part number	Dimensions: mm (in.)		
		A	B	C
20	FCN-727B020-G/CM	24.6 (0.969)	21.0 (0.838)	18.0 (0.709)
26	FCN-727B026-G/CM	30.6 (1.205)	27.0 (1.063)	24.0 (0.945)
34	FCN-727B034-G/CM	38.6 (1.520)	35.0 (1.378)	32.0 (1.260)
40	FCN-727B040-G/CM	44.6 (1.756)	41.0 (1.614)	38.0 (1.496)
44	FCN-727B044-G/CM	48.6 (1.913)	45.0 (1.771)	42.0 (1.655)
50	FCN-727B050-G/CM	54.6 (2.150)	51.0 (2.008)	48.0 (1.890)

Note: Matable with FCN-724, 5P□□□-G/WM connectors.

720M Series (For Flat Cable Connections)

IDC SOCKET (THROUGH END-TYPE COVER)

■ DIMENSIONS



■ PART NUMBERS AND DIMENSIONS

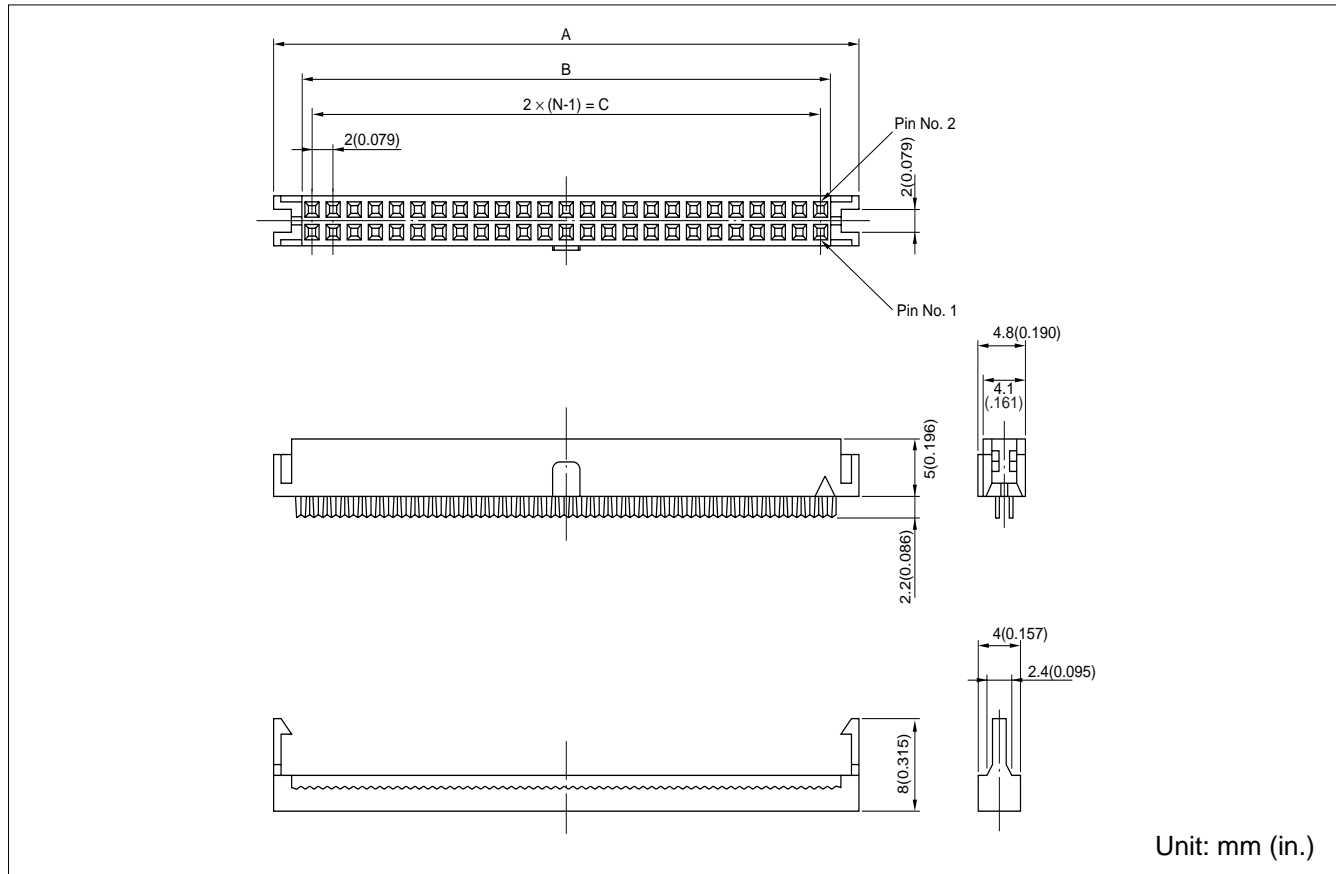
Number of contacts	Part number	Dimensions: mm (in.)		
		A	B	C
20	FCN-727J020-G/CM	24.6 (0.969)	21.0 (0.838)	18.0 (0.709)
26	FCN-727J026-G/CM	30.6 (1.205)	27.0 (1.063)	24.0 (0.945)
34	FCN-727J034-G/CM	38.6 (1.520)	35.0 (1.378)	32.0 (1.260)
40	FCN-727J040-G/CM	44.6 (1.756)	41.0 (1.614)	38.0 (1.496)
44	FCN-727J044-G/CM	48.6 (1.913)	45.0 (1.771)	42.0 (1.655)
50	FCN-727J050-G/CM	54.6 (2.150)	51.0 (2.008)	48.0 (1.890)

Note: Matable with FCN-724, 5P□□□-G/WM connectors.

720M Series (For Flat Cable Connections)

IDC SOCKET (BUMP TYPE, CLOSED END-TYPE COVER)

■ DIMENSIONS



■ PART NUMBERS AND DIMENSIONS

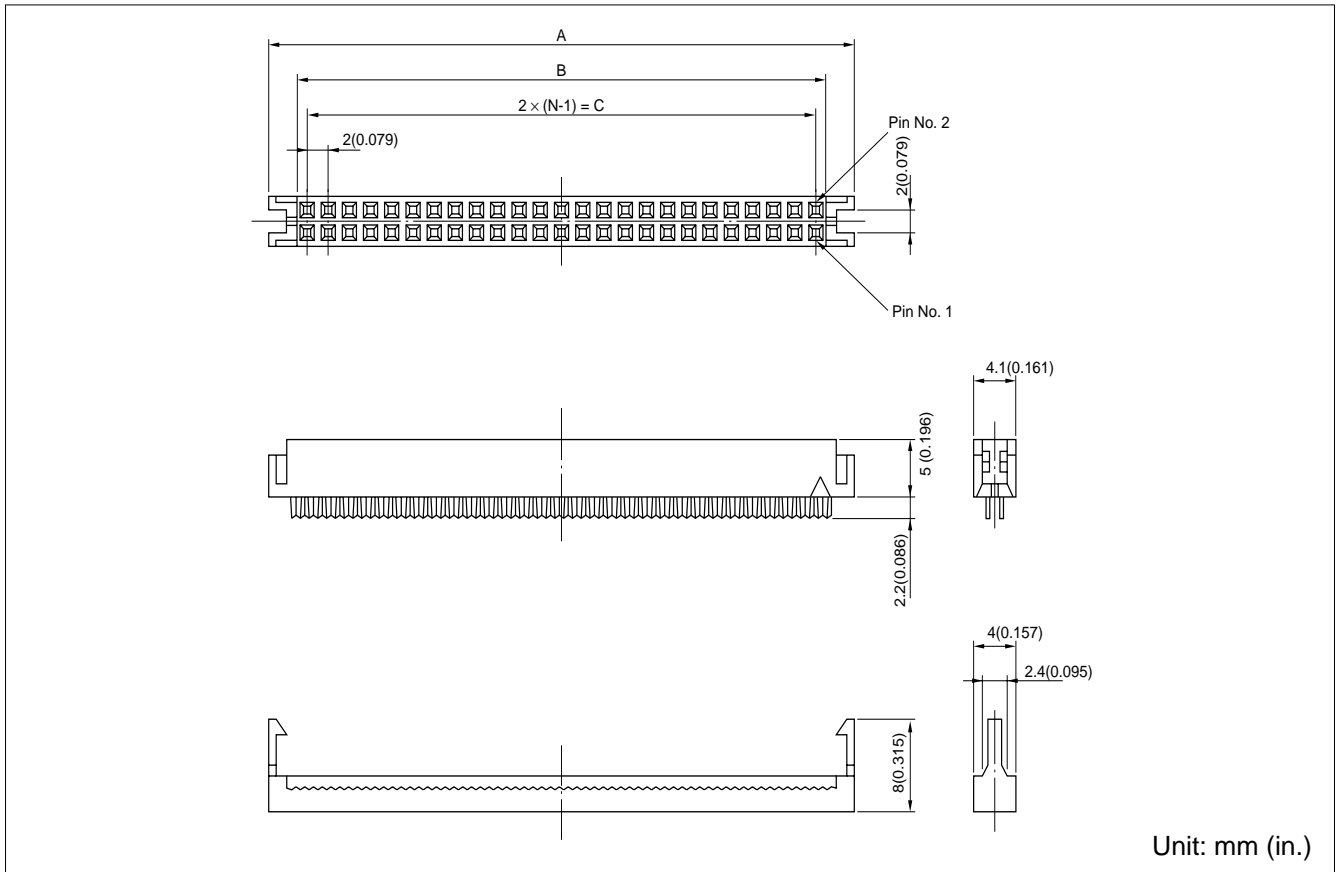
Number of contacts	Part number	Dimensions: mm (in.)		
		A	B	C
20	FCN-727B020-G/DM	24.6 (0.969)	21.0 (0.838)	18.0 (0.709)
26	FCN-727B026-G/DM	30.6 (1.205)	27.0 (1.063)	24.0 (0.945)
34	FCN-727B034-G/DM	38.6 (1.520)	35.0 (1.378)	32.0 (1.260)
40	FCN-727B040-G/DM	44.6 (1.756)	41.0 (1.614)	38.0 (1.496)
44	FCN-727B044-G/DM	48.6 (1.913)	45.0 (1.771)	42.0 (1.655)
50	FCN-727B050-G/DM	54.6 (2.150)	51.0 (2.008)	48.0 (1.890)

Note: Matable with FCN-724, 5P□□□-G/WM connectors.

720M Series (For Flat Cable Connections)

IDC SOCKET (CLOSED END-TYPE COVER)

■ DIMENSIONS



■ PART NUMBERS AND DIMENSIONS

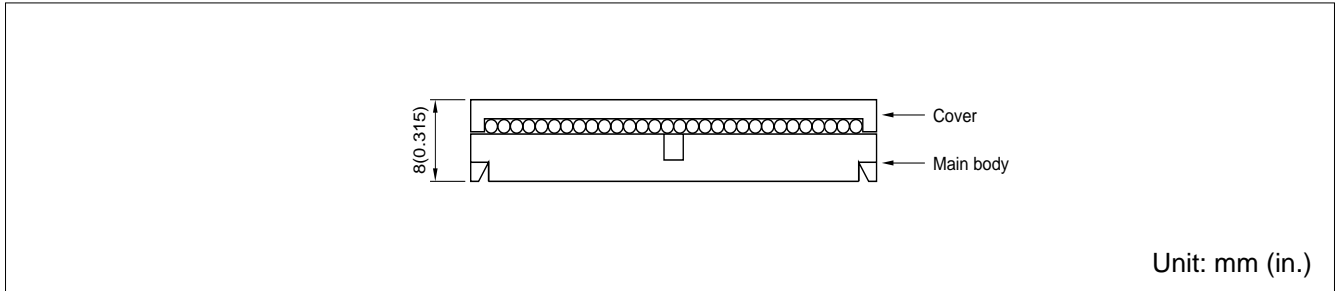
Number of contacts	Part number	Dimensions: mm (in.)		
		A	B	C
20	FCN-727J020-G/DM	24.6 (0.969)	21.0 (0.838)	18.0 (0.709)
26	FCN-727J026-G/DM	30.6 (1.205)	27.0 (1.063)	24.0 (0.945)
34	FCN-727J034-G/DM	38.6 (1.520)	35.0 (1.378)	32.0 (1.260)
40	FCN-727J040-G/DM	44.6 (1.756)	41.0 (1.614)	38.0 (1.496)
44	FCN-727J044-G/DM	48.6 (1.913)	45.0 (1.771)	42.0 (1.655)
50	FCN-727J050-G/DM	54.6 (2.150)	51.0 (2.008)	48.0 (1.890)

Note: Matable with FCN-724, 5P□□□-G/WM connectors.

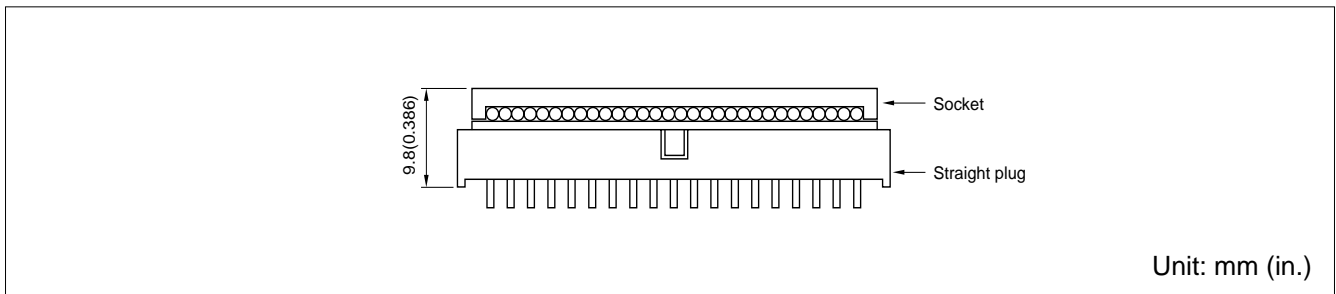
720M Series (For Flat Cable Connections)

■ DIMENSIONS (MATING)

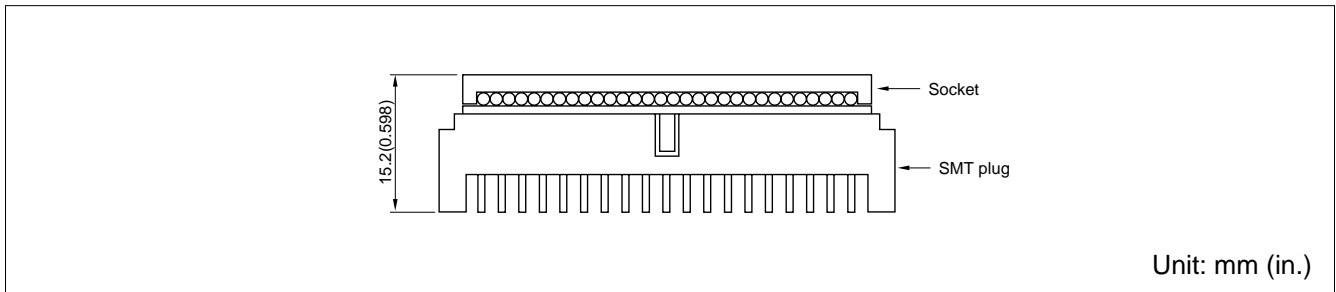
Socket only



Socket and straight plug



Socket and SMT plug




720M Series (For Flat Cable Connections)

■ IDC TOOLS

- Special IDC tools are used to assemble FCN-720M series connectors and flat cables.
- All tools are simple and easy to use, even for first-time users.
- Users who have IDC tools manufactured by us do not have to buy hand presses or cutting cables. They are compatible. Take care to buy the locator plate designed for your connectors.
- The number of pins can be changed easily by setting the connector guide to a specified pin hole.
- The cable cutter remains sharp, giving fast, easy cutting with a long life.

- Notes:
- Please ask for an operation instruction manual if needed.
 - If you have any questions about Fujitsu IDC tools, please contact your local Fujitsu office or your local Fujitsu distributor.



Hand press Cable cutter Locator plate (790 series)

■ CABLE TERMINATION

• Flat cable termination diagram

There are many ways to connect connectors to flat cables. Choose the connection method appropriate to your application from the figure below.

• Cable length

The length of a cable is indicated in units of cm, as shown in the figure below. The minimum length is 3 cm. The specified tolerance of the cable length is +10 % for $L \leq 10$ cm (± 5 mm min.), ± 1 cm for 10 cm $< L < 100$ cm, $\pm(L/100$ cm + 2 cm) for 100 cm $\leq L \leq 1800$ cm, and ± 20 cm for 1800 cm $< L$.

■ APPLICABLE CABLE

Sort	Company name	Part
Flat cables	Junkousha, Ltd.	FV08A□□0
	Sumitomo denki kougyo, Ltd.	SMA-7/0.127 (TA) × □□-P1.0M UL2651, CSA
Slit flat cables	Okidensen, Ltd.	FLEX4-S□□-7/0.127 7030 2651P

Type number Connector model	No. 1	No. 2	No. 3	No. 4
720M series				

■ PART NUMBERS FOR IDC TOOLS

Name	Part number
Cable cutter (common)	FCN-707T-T001/H
Hand press (common)	FCN-707T-T101/H
Locator plate (for 720M series connectors)	FCN-727T-T074/H

The hand press and the cable cutter can be used for other IDC connectors.

720M Series (For Flat Cable Connections)

Fujitsu Components International Headquarter Offices

Japan

Fujitsu Component Limited
Gotanda-Chuo Building
3-5, Higashigotanda 2-chome, Shinagawa-ku
Tokyo 141, Japan
Tel: (81-3) 5449-7010
Fax: (81-3) 5449-2626
Email: promothq@ft.ed.fujitsu.com
Web: www.fcl.fujitsu.com

North and South America

Fujitsu Components America, Inc.
250 E. Caribbean Drive
Sunnyvale, CA 94089 U.S.A.
Tel: (1-408) 745-4900
Fax: (1-408) 745-4970
Email: marcom@fcai.fujitsu.com
Web: www.fcai.fujitsu.com

Europe

Fujitsu Components Europe B.V.
Diamantlaan 25
2132 WV Hoofddorp
Netherlands
Tel: (31-23) 5560910
Fax: (31-23) 5560950
Email: info.marketing@fceu.fujitsu.com
Web: www.fceu.fujitsu.com

Asia Pacific

Fujitsu Components Asia Ltd.
102E Pasir Panjang Road
#04-01 Citilink Warehouse Complex
Singapore 118529
Tel: (65) 375-8560
Fax: (65) 273-3021
Email: fcal@fcal.fujitsu.com
www.fcal.fujitsu.com

© 2001 Fujitsu Components America, Inc. All company and product names are trademarks or registered trademarks of their respective owners. Rev. 09/2001