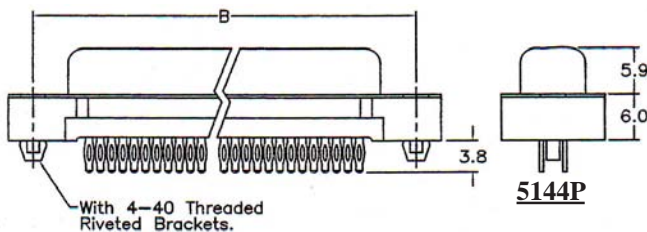
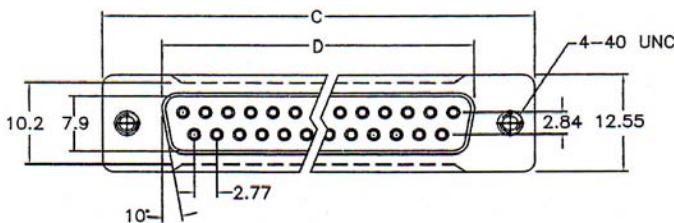
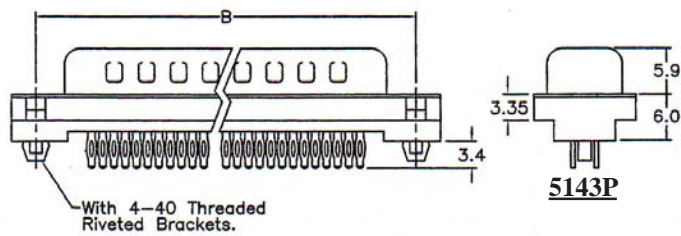
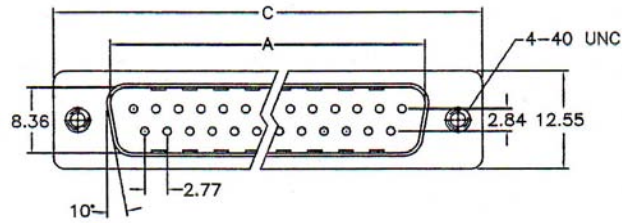


D-SUB. CONNECTOR STRAIGHT PRESS FIT TYPE

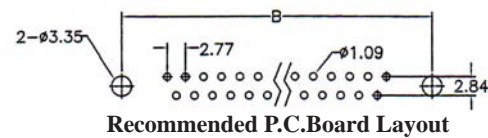


SPECIFICATIONS

Current Rating: 3.0 Amperes
Contact Resistance: 25mΩ Max.
Insulation Resistance: 1000MΩ Min. at 500V
Dielectric Voltage: 1000V at 1 Minute
Operating Temperature: -55°C to +105°C

MATERIALS

Insulator: PBT, UL94V-0 Rated
Contact: Brass
Shell: Brass, Steel
Contact Plating: Gold Over Nickel Plated
Shell Plating: Tin Over Copper Plated
 *RoHS & REACH compliant.



Recommended P.C. Board Layout

No. of Contacts	Dimensions(mm)			
	A	B	C	D
09	16.92	24.99	30.81	16.33
15	25.50	33.32	39.14	24.66
25	38.96	47.04	53.04	38.36
37	55.42	63.50	69.32	54.84

ORDERING INFORMATION:

P/N 51 $\frac{xx}{1}$ P - $\frac{xx}{2}$ T $\frac{B}{3}$ / $\frac{xx}{4}$

- CONNECTOR TYPE:
 "43" MALE
 "44" FEMALE
- NO. OF CONTACTS:
 09, 15, 25, 37
- INSERT COLOR:
 "B" BLACK

- MOUNTING OPTION:
 " " Ø3.05MM THROUGH HOLES
 "J" FRONT RIVETED NUTS UNC4-40
 "JM3" FRONT RIVETED NUTS M3
 "BR" WITH BOARDLOCKS