


Schottky Barrier Rectifiers

Major Ratings and Characteristics

$I_{F(AV)}$	2.0 A
V_{RRM}	20 V to 60 V
I_{FSM}	60 A
V_F	0.50 V, 0.68 V
$T_j \text{ max.}$	125 °C, 150 °C

DO-204AC (DO-15)



Features

- Guardring for overvoltage protection
- Very small conduction losses
- Extremely fast switching
- Low forward voltage drop
- High forward surge capability
- High frequency operation
- Solder Dip 260 °C, 40 seconds



Mechanical Data

Case: DO-204AC (DO-15)

Epoxy meets UL 94V-0 Flammability rating

Terminals: Matte tin plated leads, solderable per J-STD-002B and JESD22-B102D

E3 suffix for commercial grade

Polarity: Color band denotes the cathode end

Typical Applications

For use in low voltage high frequency inverters, free wheeling, dc-to-dc converters, and polarity protection applications

Maximum Ratings

$T_A = 25\text{ °C}$ unless otherwise specified

Parameter	Symbol	SB220	SB230	SB240	SB250	SB260	Unit
Maximum repetitive peak reverse voltage	V_{RRM}	20	30	40	50	60	V
Maximum RMS voltage	V_{RMS}	14	21	28	35	42	V
Maximum DC blocking voltage	V_{DC}	20	30	40	50	60	V
Maximum average forward rectified current at 0.375" (9.5 mm) lead length (See Fig. 1)	$I_{F(AV)}$	2.0					A
Peak forward surge current 8.3ms single half sine-wave superimposed on rated load	I_{FSM}	60					A
Maximum Full Load Reverse Current, Full Cycle Average at $T_A = 75\text{ °C}$	$I_{R(AV)}$	30					mA
Voltage rate of change (rated V_R)	dv/dt	10000					V/ μ s
Operating junction temperature range	T_J	- 65 to + 125			- 65 to + 150		°C
Storage temperature range	T_{STG}	- 65 to + 150					°C

Electrical Characteristics

$T_A = 25\text{ }^\circ\text{C}$ unless otherwise specified

Parameter	Test condition	Symbol	SB220	SB230	SB240	SB250	SB260	Unit	
Maximum instantaneous forward voltage	at 2.0 A ⁽¹⁾	V_F	0.50			0.68		V	
Maximum instantaneous reverse current at rated DC blocking voltage ⁽¹⁾	$T_A = 25\text{ }^\circ\text{C}$ $T_A = 100\text{ }^\circ\text{C}$	I_R	0.50				8.0		mA
			15						
Typical Junction Capacitance		C_J	170					pF	

Notes:

(1) Pulse test: 300 μs pulse width, 1 % duty cycle

Thermal Characteristics

$T_A = 25\text{ }^\circ\text{C}$ unless otherwise specified

Parameter	Symbol	SB220	SB230	SB240	SB250	SB260	Unit	
Typical thermal resistance ⁽¹⁾	$R_{\theta JA}$	45						$^\circ\text{C/W}$
	$R_{\theta JL}$	14						

Notes:

(1) Thermal resistance junction to lead P.C.B. mounted 0.375" (9.5 mm) lead length

Ratings and Characteristics Curves

($T_A = 25\text{ }^\circ\text{C}$ unless otherwise specified)

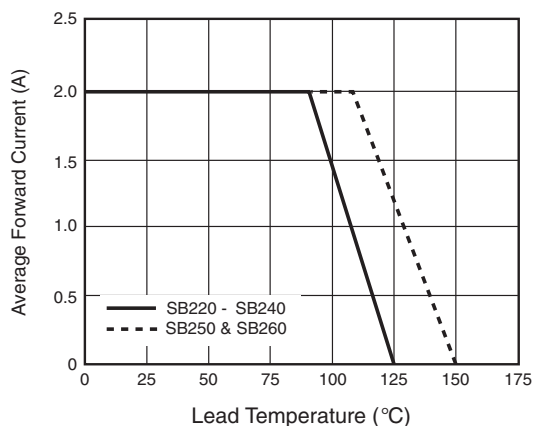


Figure 1. Forward Current Derating Curve

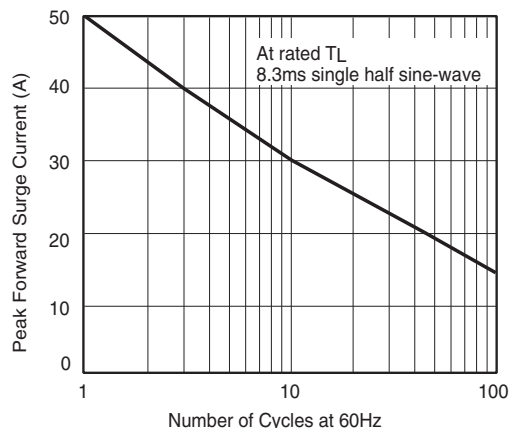


Figure 2. Maximum Non-Repetitive Surge Current

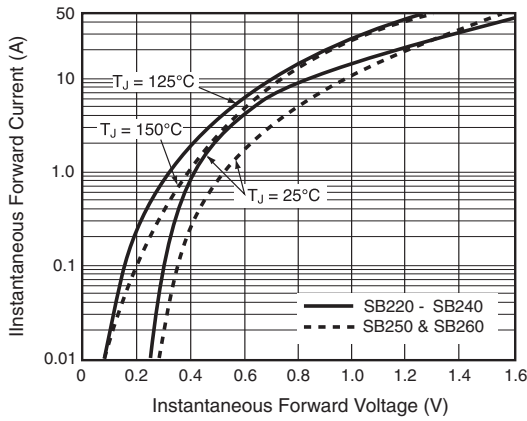


Figure 3. Typical Instantaneous Forward Characteristics

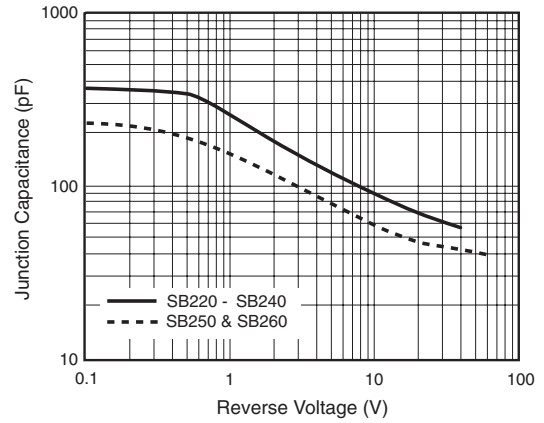


Figure 5. Typical Junction Capacitance

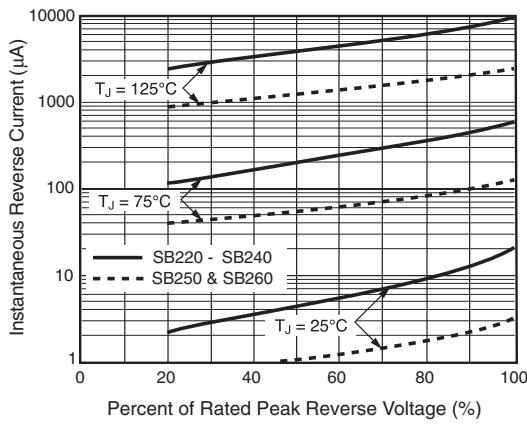


Figure 4. Typical Reverse Characteristics

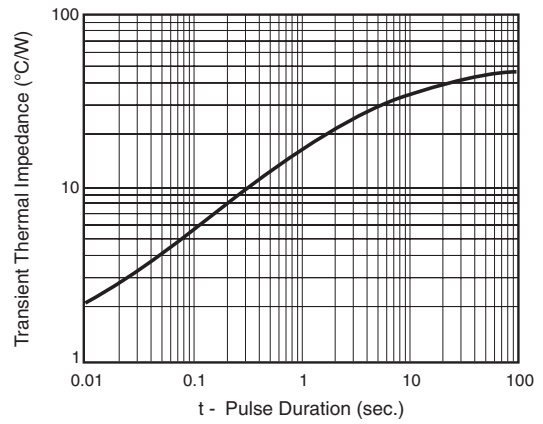
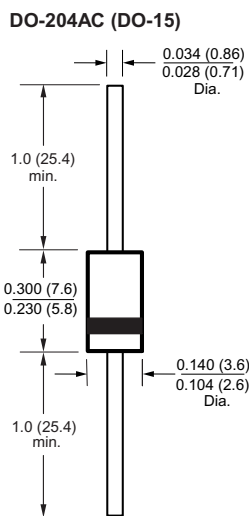


Figure 6. Typical Transient Thermal Impedance

Package outline dimensions in inches (millimeters)





Notice

Specifications of the products displayed herein are subject to change without notice. Vishay Intertechnology, Inc., or anyone on its behalf, assumes no responsibility or liability for any errors or inaccuracies.

Information contained herein is intended to provide a product description only. No license, express or implied, by estoppel or otherwise, to any intellectual property rights is granted by this document. Except as provided in Vishay's terms and conditions of sale for such products, Vishay assumes no liability whatsoever, and disclaims any express or implied warranty, relating to sale and/or use of Vishay products including liability or warranties relating to fitness for a particular purpose, merchantability, or infringement of any patent, copyright, or other intellectual property right.

The products shown herein are not designed for use in medical, life-saving, or life-sustaining applications. Customers using or selling these products for use in such applications do so at their own risk and agree to fully indemnify Vishay for any damages resulting from such improper use or sale.