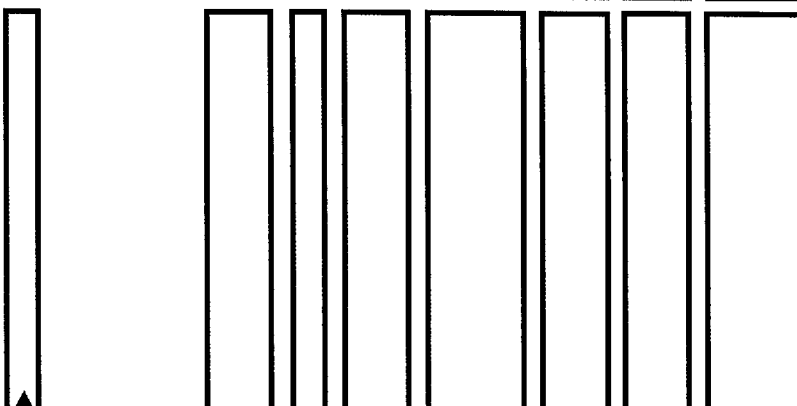


MAJOR LEAGUE ELECTRONICS

.100" c.l. Ultra Low Profile Header-Custom Right Angle



ULTSHCR-1



H High Temp.

Pins per row 01-50

Singles S
Doubles D

Pin Options

Max. Post Ht.	Length	
(2,29) .090	(8,38) .330	03
(4,83) .190	(10,92) .430	06
(7,37) .290	(13,46) .530	14
(9,91) .390	(16,00) .630	16
(12,47) .490	(18,54) .730	20
(14,99) .590	(21,08) .830	22

(Metric Dimensions) Max. Post determined by using .090 tail

Post Height For Lead Style Selection
See table above for maximum post

Plating Options

G = 10μ in gold in contact area, gold flash on tail	G
GT = 10μ in gold in contact area, 200μ in tin/lead on tail	GT
H = 30μ gold on contact area, 200μ in tin/lead on tail	H
T = 200μ in tin/lead over entire pin	T

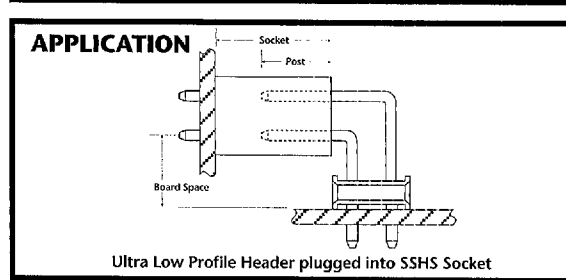
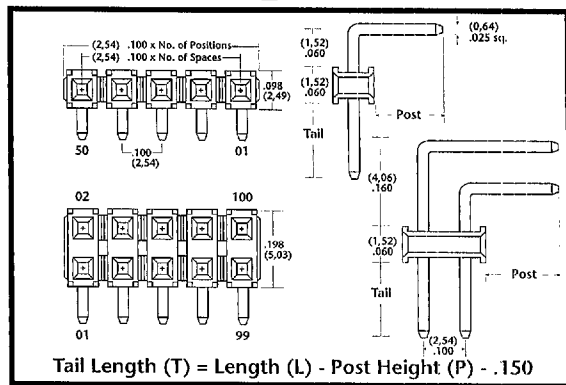
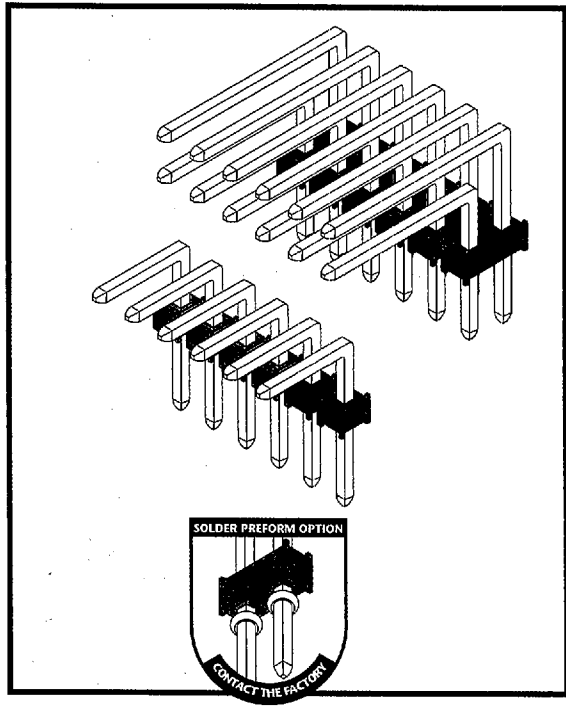
Other plating options available upon request

Lock Tight Option
Two tails per strip are crimped in opposing directions on or near the centerline. Must have a minimum tail dimension of .090". Recommended hole size of .040".

LT

Position for Polarization Option 001-100

Mates with: SSSH, SSSHR, SH, BSSH, BSSHC, BSSQ, SSSHM, SSSHQ, SSSHQ



.100"



Materials & Performance Specifications

	STANDARD	HIGH TEMPERATURE
Insulator	Black, glass filled, polyester	High temperature thermoplastic
Terminal	Phosphor Bronze	Phosphor Bronze
Insulation Resistance	5,000M Ω minimum	5,000M Ω minimum
Flammability	UL 94V-O	UL 94V-O
Temperature Range	-65°C to +125°C	-65°C to +250°C
Current Rating	3 ampere	3 ampere
Plating	All Plating Options over 50μ in Ni	All Plating Options over 50μ in Ni

Product cut to specific sizes is noncancellable/nonreturnable. Parts are subject to change without notice.

Delivery On Time Every Time...Or The Order's Free!

D 24F 9019296 0000015 294 Telephone: 812-944-7244 • Facsimile: 812-944-7268 • Email: mle@iglou.com