

PART NUMBER: 224DCV5R5Z

SUPERCAPACITOR

Parts are RoHS compliant



APPLICATIONS

Battery backup, Power meters, UPS systems

ELECTRICAL SPECIFICATIONS

Capacitance: 0.22 F

Temperature range: -25°C to +70°C

ESR (AC): 85 Ohms at 1 kHz and 20°C

ESR (DC): 125 Ohms at DC and 20°C

Weight: 0.9 grams

Maximum stored energy: 3.3275 Watt hours

Maximum Current: Amps (1 second discharge to 1/2 the rated voltage)

Operating Current: Amps (5 sec discharge to 1/2 rated voltage)

Leakage Current: - - after -

Tolerance: -20 % , +80 %

WVDC: 5.5 Volts DC

SVDC: 6 Volts DC

Volume: 1.216 mL

SPECIFIC ENERGY

Gravimetric Density: 1.027 Wh/kg

Volumetric Density: 0.795 Wh/l

Load Life: 1000 hours at 70°C with 100% of rated voltage applied

Max Capacitance change: ≤30% of initially measured value

ESR change: ≤200% of maximum specified value

SPECIFIC POWER

Gravimetric Density: kW/kg

Volumetric Density: kW/l

PHYSICAL DIMENSIONS

Diameter (D): 9.6 mm, +/- 0.2 mm

Length (L): 4.2 mm, +/- 0.5 mm

Height (H): mm, +/- mm

Thickness (T): mm, +/- mm

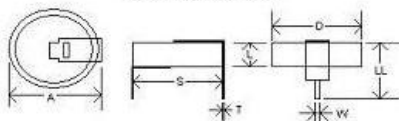
Termination Finish: Matte Tin

Lead Spacing (S): 4.6 mm, +/-0.5 mm

Lead Diameter (d): mm, +/- mm

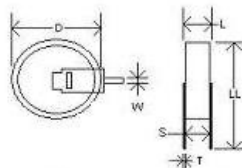
Lead Length (LL): mm, +/- mm

Lead style: DCH



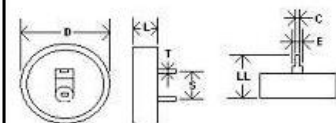
D+0.5	6.8	9.6	9.7	11.5	12.7	18.8	19	20.2	24.6	24.7
L+0.5	4.9	4.2	5.3	4.5	4.1	4.3	4.5	4.9	3	4.9
S+0.5	7.1	9.9	9.8	10.5	13.1	19	20	20.5	24.7	24.7
A+0.5	7.2	9.9	10	12.4	13.1	19.2	20.5	21	25	25
T+0.05	0.2	0.2	0.2	0.2	0.2	0.2	0.2	0.2	0.2	0.2
W+0.1	0.8	0.8	0.8	0.8	0.8	1.0	0.8	1.8	1.8	1.8
LL+0.5	7	9.8	10.8	10.5	9.8	9.2	10	9	9.0	10

Lead style: DCV



D+0.5	6.8	9.4	9.7	11.5	12.7	18.8	19	20.2	24.7	24.7
L+0.5	4.8	4.8	5.5	4.5	4.5	4.3	4.5	4.8	3	6.3
S+0.5	4.9	5.9	5.9	5	4.9	4.7	5	4.9	3.2	6.7
LL+0.5	10.2	14.8	14.1	16	17.5	23	23.5	23.9	28.3	28.3
W+0.1	0.5	0.8	0.8	0.8	0.8	1.0	1.0	1.0	1.0	1.0
T+0.05	.15	0.2	1.2	0.2	0.2	0.2	0.2	0.2	0.2	0.2

Lead style: DCC



D+0.5	13.5	20.5	20.5
L+0.5	7	7	7.5
S+0.5	5	5	5
T+0.05	0.5	0.5	0.5
C+0.05	0.8	0.8	0.8
E+0.05	1.2	2.0	2.0
LL+0.5	13.5	12.5	12.5