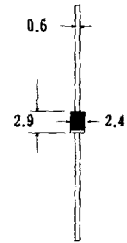
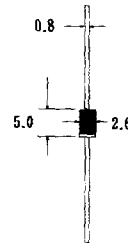
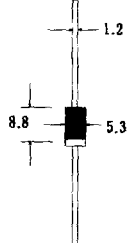


SCHOTTKY BARRIER RECTIFIERS

I_O (A)	1.0			3.0		5.0
PACKAGE	R-1	D0-41		D0-201AD		
OUTLINE (mm/Typ.)						
V_{RRM} (Volts)						
20	1S20	1N5817	SR120	1N5820	SR320	SR520
30	1S30	1N5818	SR130	1N5821	SR330	SR530
40	1S40	1N5819	SR140	1N5822	SR340	SR540
50	*1S50		*SR150		*SR350	*SR550
60	*1S60		*SR160		*SR360	*SR560

V_f (Volts)	.55/* .70	.45/.55/.60	.55/* .70	.475/.50/.525	.55/* .75	.57/* .70
I_R (mA)	1.0	1.0	1.0	2.0	3.0	10
T_L (°C)	75/*100	90	75/*100	95	75/*100	60/*85
I_{FSM} (A)	35	25	40	80	80	150

NOTES : 1. Operating temperature range : 20V to 40V -65°C to +125°C
 50V to 60V -65°C to +150°C
 Storage temperature range : 20V to 60V -65°C to +150°C

2. T_L @ rated forward current

3. V_f testing condition @ $I_f = I_o$, unless otherwise specified