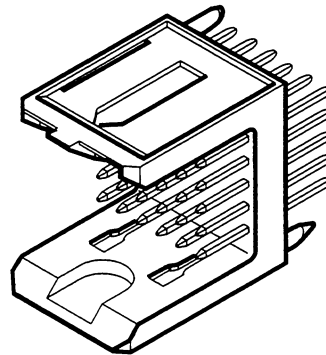


Male Signal Modules — Wide Wall — Solder Termination — 5 Row



Features

- * Designed to conform with IEC 48b237, EIAis64, IEEE P896 Futurebus+, IEEE P1596 SCI and IEC 917 metric modular order
- * Sequential mating provides live insertion capability
- * High temperature materials, not affected by reflow solder process
- Stackable with other TEMPUS modules, with no loss of positions
- * High I/O, 25 contacts per linear centimetre (63 contacts per linear inch)
- * Wide wall design for system tolerant 2,50 (.098) out-of-centre board insertion

Technical Data

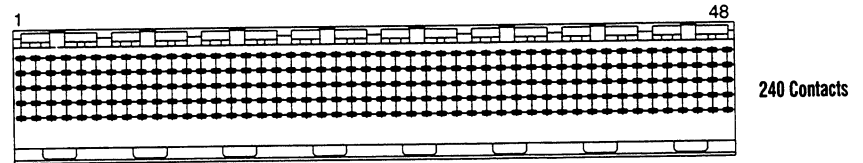
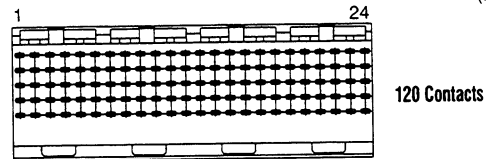
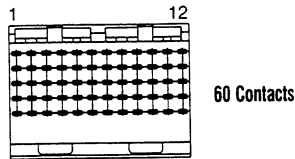
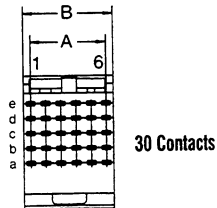
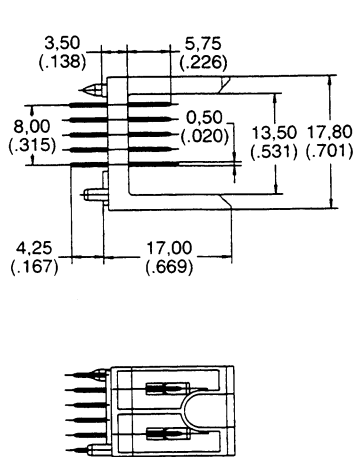
Mechanical Data

Contact Pitch	2,00 x 2,00 (.079 x .079)
Polarisation	By design
Coding	With coding keys, see page 56
Housing Material	Liquid Crystal Polymer, UL94V-0
Termination	Solder tail, tin/lead plated
Termination p.t.h.	∅ 0,60 (.024), refer to page 63 0,50 - 0,80 (0.20 - 0.31)
Board Guiding	
Left to Right	2,50 - 2,50 (.100 - .100)
Top to Bottom	1,50 - 1,50 (.060 - .060)
Board Slot Pitch	16,00 (.630) min.
Contact Material	Brass
Class 3	250 cycles minimum
Plating	Gold over Nickel
Insertion Force	0,45 N (1.6 oz) max. per contact
Withdrawal Force	0,15 N (0.5 oz) min. per contact

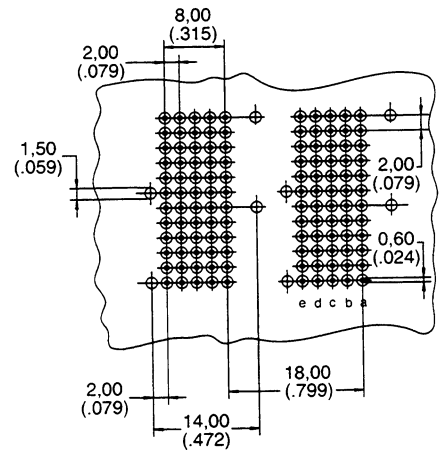
Electrical Data

Current Rating	1,50 A at 25°C, 1 A at 70°C
Withstanding Voltage	1000 Vrms
Insulation Resistance	Initial : 5000 MΩ After climatic test : 1000 MΩ
Contact Resistance	45 mΩ maximum

Male Signal Modules — Wide Wall — Solder Termination — 5 Row



Recommended P.C.B. Hole Pattern, Component Side



No. of Contacts	A	B
30	10,00 (.395)	11,95 (.470)
60	22,00 (.866)	23,95 (.943)
120	46,00 (1.811)	47,95 (1.888)
240	94,00 (3.701)	95,95 (3.778)

Refer to Design Notes on page 65 for circuit board drill and hole plating details.

Male Signal Modules — Wide Wall — Solder Termination — 5 Row

No. of Contacts	Part Number*	Board Thickness	Contact Arrangement Row				
			a	b	c	d	e
30	CBC20K00-030WDS1-501-3-VR	3.20 (.125)	5.00 (.197)	5.00 (.197)	5.00 (.197)	5.00 (.197)	5.00 (.197)
30	CBC20K00-030WDS1-502-3-VR	3.20 (.125)	6.50 (.256)	5.00 (.197)	5.00 (.197)	5.00 (.197)	5.00 (.197)
30	CBC20K00-030WDS1-503-3-VR	3.20 (.125)	6.50 (.256)	5.75 (.226)	5.75 (.226)	6.50 (.256)	5.75 (.226)
30	CBC20K00-030WDS1-505-3-VR	3.20 (.125)	6.50 (.256)	6.50 (.256)	6.50 (.256)	6.50 (.256)	6.50 (.256)
30	CBC20K00-030WDS1-508-3-VR	3.20 (.125)	5.75 (.226)	7.25 (.285)	5.75 (.226)	5.75 (.226)	5.75 (.226)
30	CBC20K00-030WDS1-509-3-VR	3.20 (.125)	5.75 (.226)	5.75 (.226)	5.75 (.226)	5.75 (.226)	5.75 (.226)
60	CBC20K00-060WDS1-501-3-VR	3.20 (.125)	5.00 (.197)	5.00 (.197)	5.00 (.197)	5.00 (.197)	5.00 (.197)
60	CBC20K00-060WDS1-502-3-VR	3.20 (.125)	6.50 (.256)	5.00 (.197)	5.00 (.197)	5.00 (.197)	5.00 (.197)
60	CBC20K00-060WDS1-503-3-VR	3.20 (.125)	6.50 (.256)	5.75 (.226)	5.75 (.226)	6.50 (.256)	5.75 (.226)
60	CBC20K00-060WDS1-505-3-VR	3.20 (.125)	6.50 (.256)	6.50 (.256)	6.50 (.256)	6.50 (.256)	6.50 (.256)
60	CBC20K00-060WDS1-508-3-VR	3.20 (.125)	5.75 (.226)	7.25 (.285)	5.75 (.226)	5.75 (.226)	5.75 (.226)
60	CBC20K00-060WDS1-509-3-VR	3.20 (.125)	5.75 (.226)	5.75 (.226)	5.75 (.226)	5.75 (.226)	5.75 (.226)
120	CBC20K00-120WDS1-501-3-VR	3.20 (.125)	5.00 (.197)	5.00 (.197)	5.00 (.197)	5.00 (.197)	5.00 (.197)
120	CBC20K00-120WDS1-502-3-VR	3.20 (.125)	6.50 (.256)	5.00 (.197)	5.00 (.197)	5.00 (.197)	5.00 (.197)
120	CBC20K00-120WDS1-503-3-VR	3.20 (.125)	6.50 (.256)	5.75 (.226)	5.75 (.226)	6.50 (.256)	5.75 (.226)
120	CBC20K00-120WDS1-505-3-VR	3.20 (.125)	6.50 (.256)	6.50 (.256)	6.50 (.256)	6.50 (.256)	6.50 (.256)
120	CBC20K00-120WDS1-508-3-VR	3.20 (.125)	5.75 (.226)	7.25 (.285)	5.75 (.226)	5.75 (.226)	5.75 (.226)
120	CBC20K00-120WDS1-509-3-VR	3.20 (.125)	5.75 (.226)	5.75 (.226)	5.75 (.226)	5.75 (.226)	5.75 (.226)
240	CBC20K00-240WDS1-501-3-VR	3.20 (.125)	5.00 (.197)	5.00 (.197)	5.00 (.197)	5.00 (.197)	5.00 (.197)
240	CBC20K00-240WDS1-502-3-VR	3.20 (.125)	6.50 (.256)	5.00 (.197)	5.00 (.197)	5.00 (.197)	5.00 (.197)
240	CBC20K00-240WDS1-503-3-VR	3.20 (.125)	6.50 (.256)	5.75 (.226)	5.75 (.226)	6.50 (.256)	5.75 (.226)
240	CBC20K00-240WDS1-505-3-VR	3.20 (.125)	6.50 (.256)	6.50 (.256)	6.50 (.256)	6.50 (.256)	6.50 (.256)
240	CBC20K00-240WDS1-508-3-VR	3.20 (.125)	5.75 (.226)	7.25 (.285)	5.75 (.226)	5.75 (.226)	5.75 (.226)
240	CBC20K00-240WDS1-509-3-VR	3.20 (.125)	5.75 (.226)	5.75 (.226)	5.75 (.226)	5.75 (.226)	5.75 (.226)

Packaging Quantity

Contacts	In Tube
30	48
60	24
120	12
240	6

For connectors supplied in tubes add the designation **-VR** to the end of the part number.

Note:

Minimum order quantities apply

Performance 250 mating cycles.