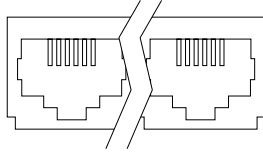


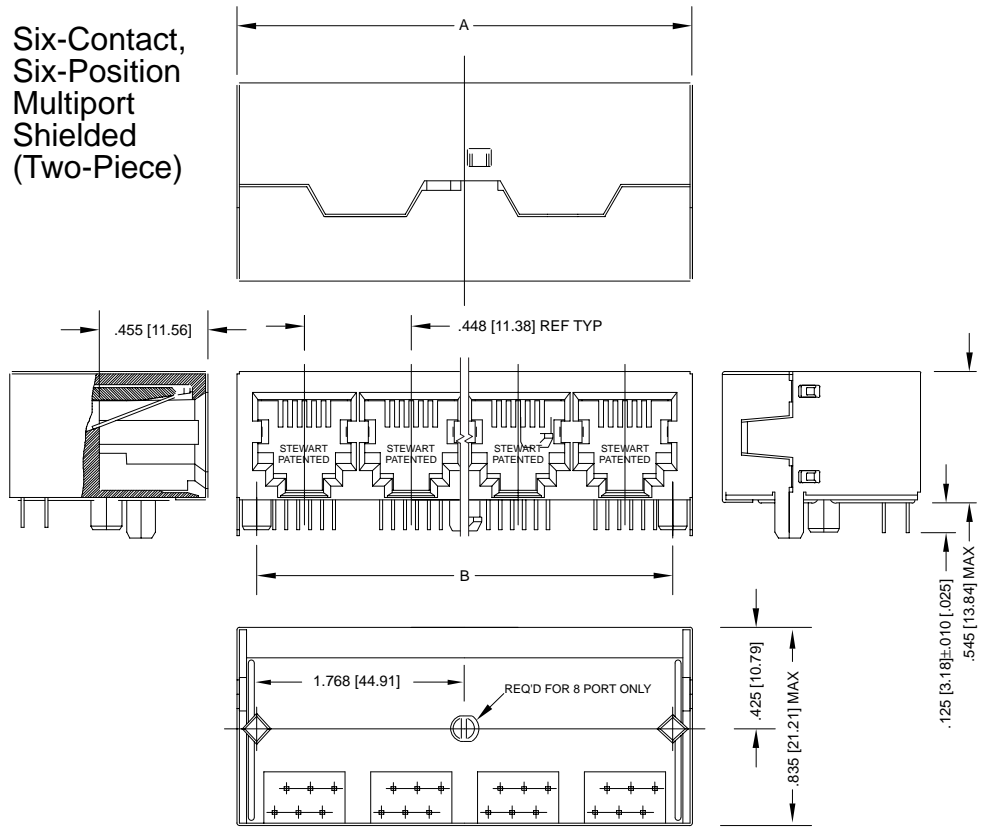
Variations

Flange Option

No Flange
(NF)



Six-Contact,
Six-Position
Multiport
Shielded
(Two-Piece)



NOTE: For two-piece shielded footprint configuration, contact Stewart.

Dimension Chart

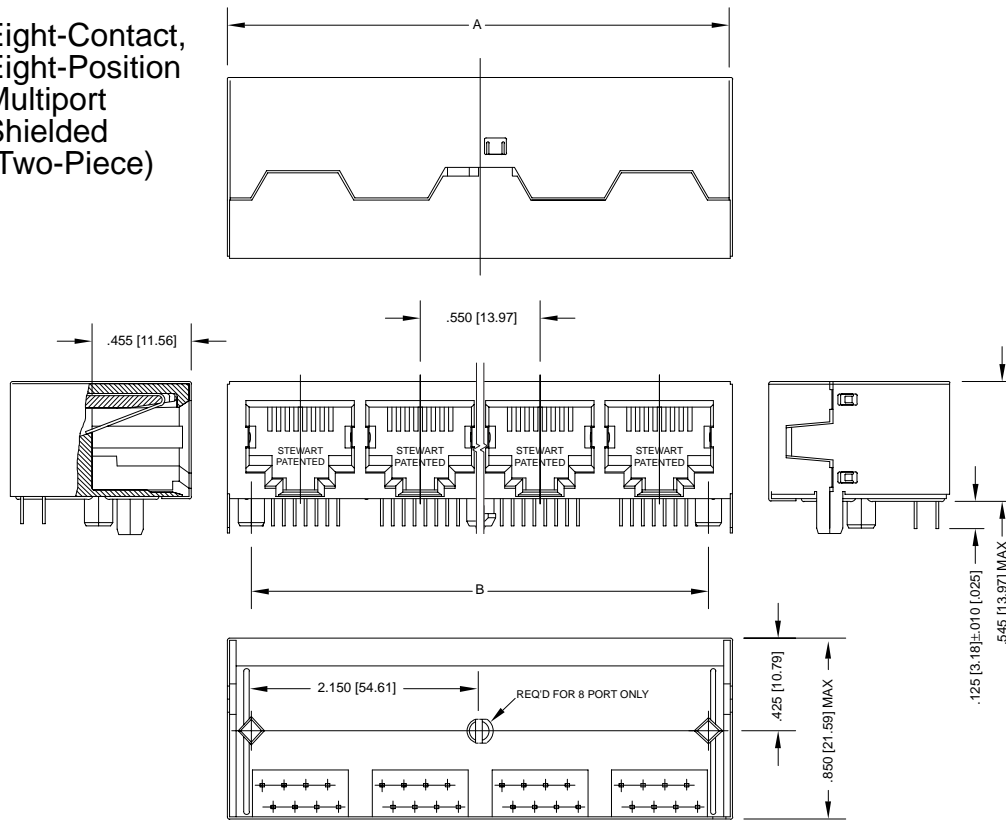
Dimension	Ports			
	2	4	6	8
A	.993 [25.22]	1.889 [47.98]	2.785 [70.74]	3.681 [93.49]
B	.848 [21.54]	1.744 [44.30]	2.640 [67.06]	3.536 [89.91]

Quick Reference Chart

Description						Options
	Series	Contacts Inserted	Contact Positions	Number of Ports	Shielding	Flange Option
					Two Piece (S)	NF
RJ-11*	66	4	6	02, 04, 06, 08	●	●
	66	6	6	02, 04, 06, 08	●	●

*Typical applications.
All dimensions are in inches with metric values in brackets.
For How to Order information, see page 67.

Eight-Contact,
Eight-Position
Multiport
Shielded
(Two-Piece)



NOTE: For two-piece shielded footprint configuration, contact Stewart.

Dimension Chart

Dimension	Ports					
	2	3	4	5	6	8
A	1.254 [31.85]	1.804 [45.82]	2.354 [59.79]	2.904 [73.76]	3.454 [87.73]	4.554 [115.67]
B	1.000 [25.40]	1.550 [39.37]	2.100 [53.34]	2.650 [67.31]	3.200 [81.28]	4.300 [109.22]

Quick Reference Chart

Description					Options	
	Series	Contacts Inserted	Contact Positions	Number of Ports	Shielding	Flange Option
					Two Piece (S)	NF
RJ-45*	66	4	8	02, 03, 04, 05, 06, 08	●	●
	66	6	8	02, 03, 04, 05, 06, 08	●	●
	66	8	8	02, 03, 04, 05, 06, 08	●	●

*Typical applications.

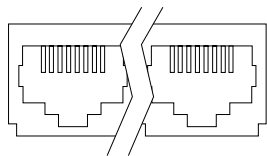
All dimensions are in inches with metric values in brackets.

For How to Order information, see page 67.

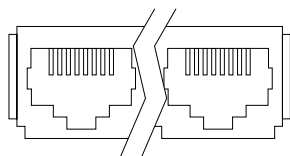
Variations

Flange Options

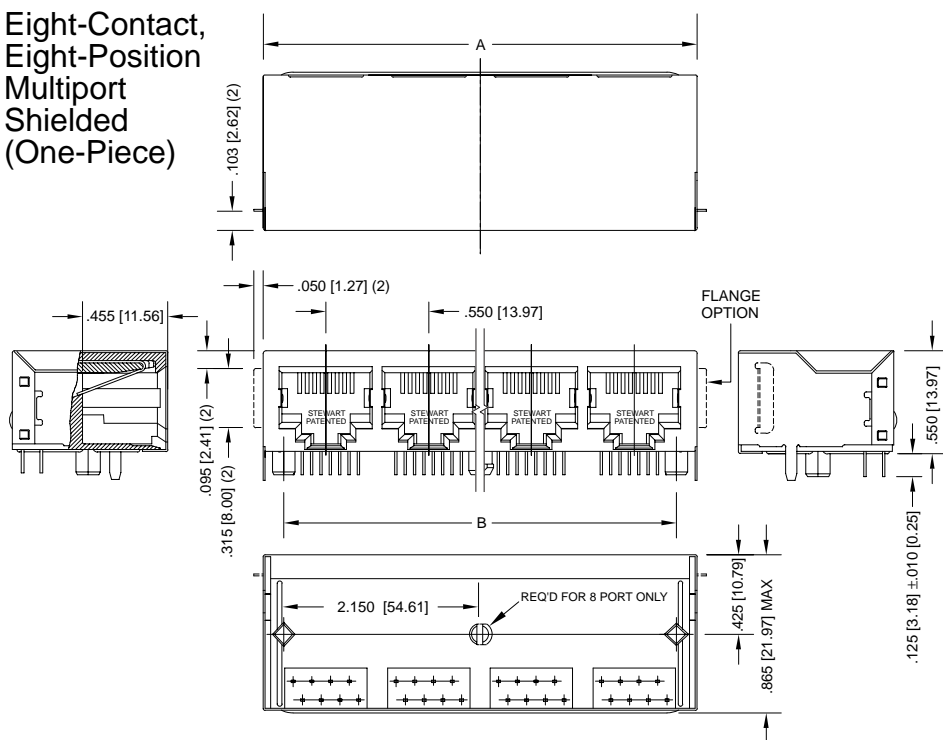
No Flange (NF)



Panel Stop (FLS)



Eight-Contact, Eight-Position Multiport Shielded (One-Piece)



Dimension Chart

Dimension	Ports			
	2	4	6	8
A	1.254 [31.85]	2.354 [59.79]	3.454 [87.73]	4.554 [115.67]
B	1.000 [25.40]	2.100 [53.34]	3.200 [81.28]	4.300 [109.22]

Quick Reference Chart

Description						Options	
	Series	Contacts Inserted	Contact Positions	Number of Ports	Shielding	Flange Options	
					One Piece (S-A)	FLS	NF
RJ-45 ²	66	4 ¹	8	02, 04, 06, 08	●	●	●
	66	6 ¹	8	02, 04, 06, 08	●	●	●
	66	8	8	02, 04, 06, 08	●	●	●

¹For footprint configurations for eight-position jacks not fully loaded, contact Stewart.

²Typical applications.

All dimensions are in inches with metric values in brackets.

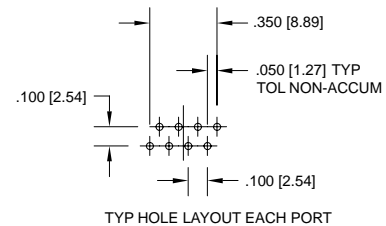
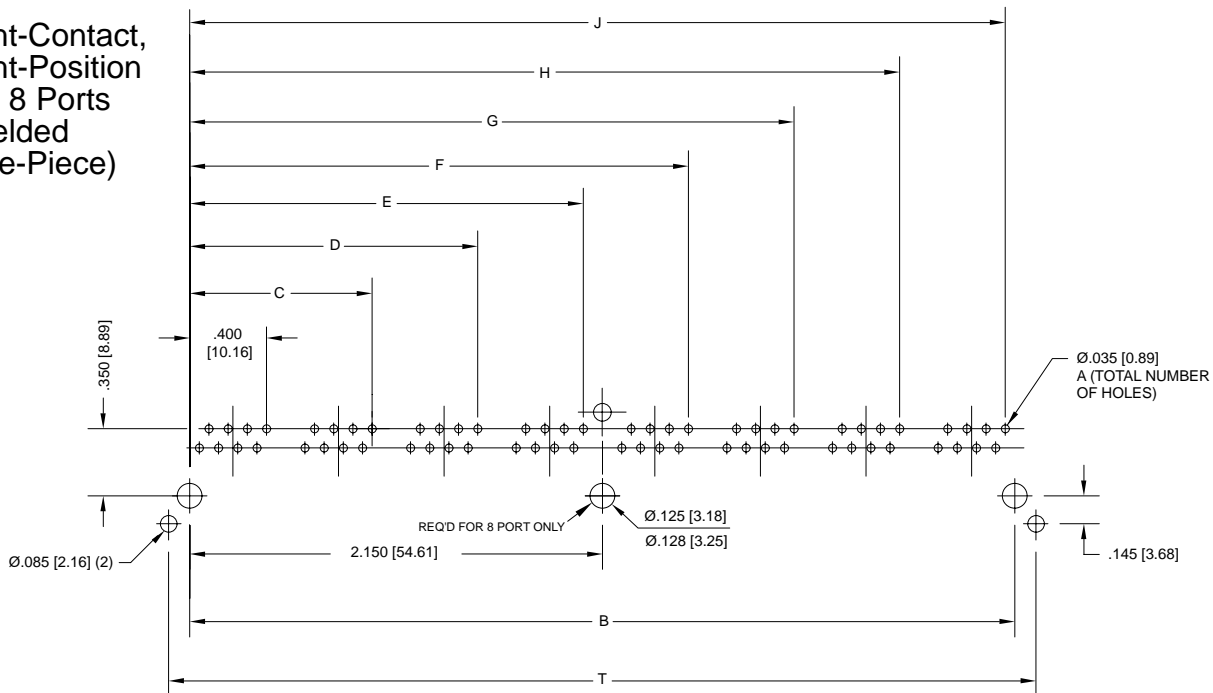
For How to Order information, see page 67.

PC-Mount, Harmonica Jacks

• Shielded • Footprint Configuration

66 Series

Eight-Contact,
Eight-Position
2 to 8 Ports
Shielded
(One-Piece)



Footprint Dimension Chart										
Ports	Dimensions									
	A	B	C	D	E	F	G	H	J	T
2	16	1.000 [25.40]	.950 [24.13]							1.220 [30.99]
4	32	2.100 [53.34]	.950 [24.13]	1.500 [38.10]	2.050 [52.07]					2.320 [58.93]
6	48	3.200 [81.28]	.950 [24.13]	1.500 [38.10]	2.050 [52.07]	2.600 [66.04]	3.150 [80.01]			3.420 [86.87]
8	64	4.300 [109.22]	.950 [24.13]	1.500 [38.10]	2.050 [52.07]	2.600 [66.04]	3.150 [80.01]	3.700 [93.98]	4.250 [107.95]	4.520 [114.81]

All dimensions are in inches with metric values in brackets.