



LOW VF SCHOTTKY DIODE MODULE TYPE 600A

**Features**

- High Surge Capability
- Isolation Type Package
- Electrically Isolation base plate

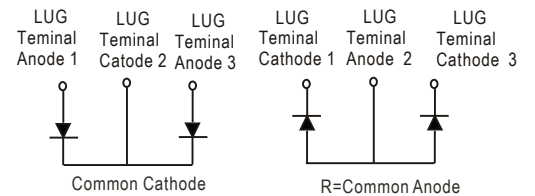
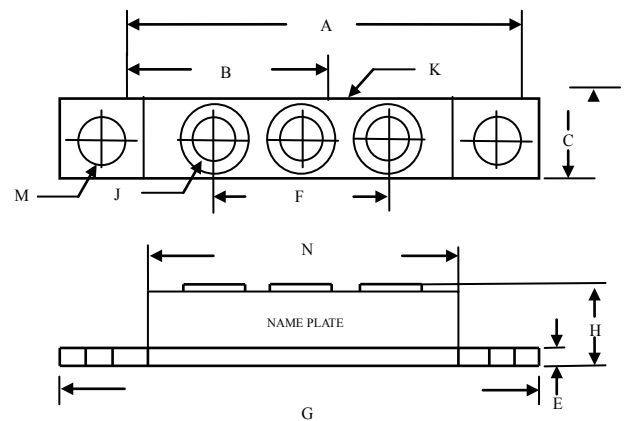
600 Amp Rectifier  
20 Volts

**Maximum Ratings**

Operating Temperature: -40 °C to +100 °C  
Storage Temperature: -40 °C to +150 °C

Part Number	Maximum Recurrent Peak Reverse Voltage	Maximum RMS Voltage	Maximum DC Blocking Voltage
MBRT60020(R)L	20V	14V	20V

THREE TOWER



**Electrical Characteristics @ 25 °C Unless Otherwise Specified**

Average Forward Current (Per pkg)	$I_{F(AV)}$	600A	$TC=100^{\circ}C$
Peak Forward Surge Current (Per leg)	$I_{FSM}$	4000A	8.3ms, half sine
Maximum Instantaneous Forward Voltage (Per leg)	$V_F$	0.58V	$I_{FM}=300A ; T_J=25^{\circ}C$
Maximum Instantaneous Reverse Current At Rated DC Blocking Voltage (Per leg)	$I_R$	3mA 250mA	$T_J=25^{\circ}C$ $T_J=100^{\circ}C$
Maximum Thermal Resistance Junction To Case (Per leg)	$R_{\theta jc}$	0.28 °C/W	

NOTE :

(1) Pulse Test: Pulse Width 300  $\mu$  sec. Duty Cycle < 2%

DIM	Inches		Millimeters	
	Min	Max	Min	Max
A	3.150	NOM	80.01	NOM
B	1.565	1.585	39.75	40.26
C	.700	.800	17.78	20.32
E	.119	.132	3.02	3.35
F	1.327	REF	33.72	REF
G	3.55	3.65	90.17	92.71
H	-----	.73	-----	18.30
J	1/4-20 UNC FULL			
K	.472	.511	12	13
M	.275	.295	6.99	7.49
N	2.38	2.46	60.5	62.5



Figure .1-Typical Forward Characteristics

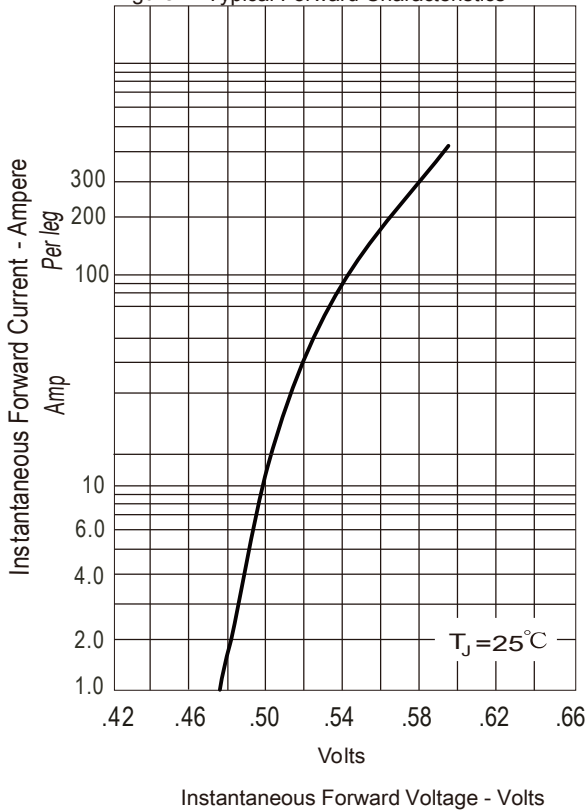


Figure .2- Forward Derating Curve

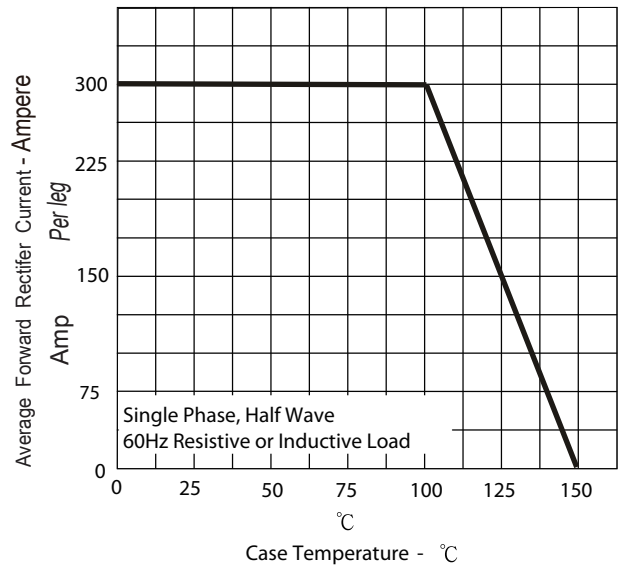


Figure .4-Typical Reverse Characteristics

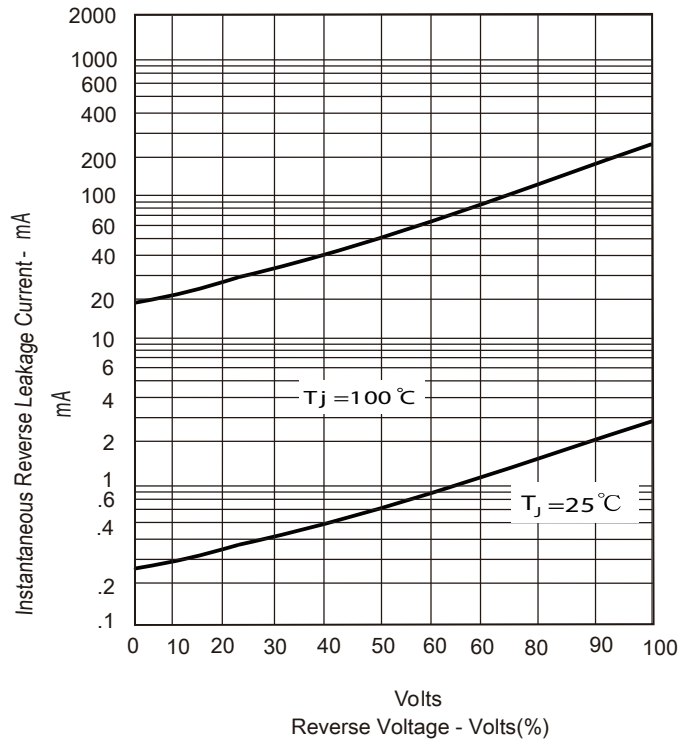


Figure.3-Peak Forward Surge Current

