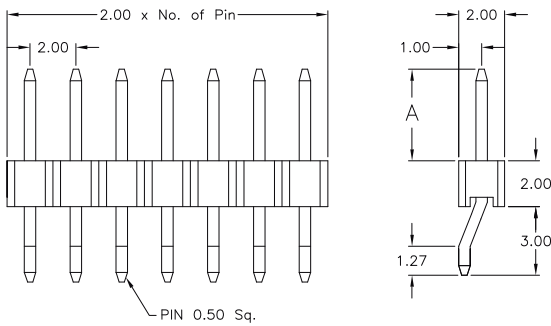
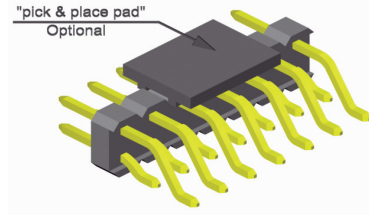
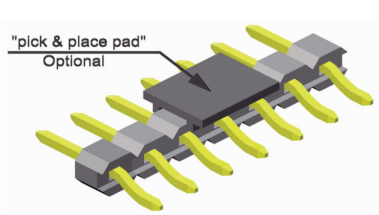
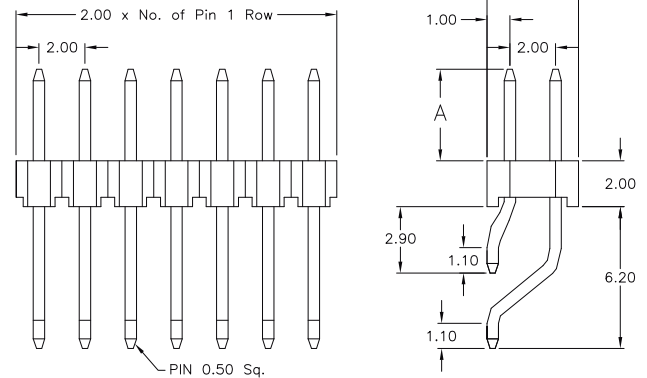


2.00mm pitch Pin Header - slanted -
- SMT - single and dual row

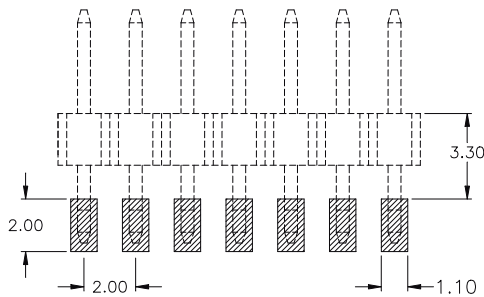


SR1 style

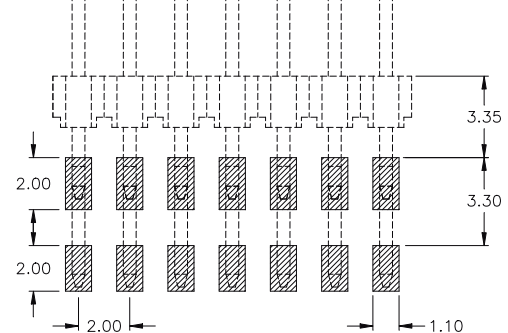


SR2 style

PCB Surface Mount Layout single row



PCB Surface Mount Layout dual row



SPECIFICATIONS

Current rating	1 A
Insulator resistance	1000 MΩ min.
Withstanding voltage	500 V AC

Operating temperature	- 40°C to +105°C
Processing temperature	+250°C +0/-5°C for 10sec.
Contact material	(RoHS compliant) Copper alloy
Insulator material	(RoHS compliant) Nylon UL 94 V-0

How to order

SR x - xxx - H xxx/x - 55 / 2 X

Rows	Nbr of pins	Pin code	DIM "A"	Plating	Packing and "pick & place pad" Option
1 = single row	002 to 040	093 / 0 093 / 1 093 / 2 093 / 3	4.00 mm 4.45 mm 3.20 mm 6.00 mm	55 = gold Other platings on request	A = tube packing; with pick & place pad B = reel packing; with pick & place pad
2 = dual row	004 to 080	122 / 0 122 / 1	4.00 mm 6.00 mm		