

AM24ID08	AM24EC08
AM24SGD08	AM24SGC08
AM24YD08	AM24YC08

Features

- SUBMINIATURE PACKAGE.
- WIDE VIEWING ANGLE.
- YOKE LEAD.
- LONG LIFE SOLID STATE RELIABILITY.
- LOW PACKAGE PROFILE.

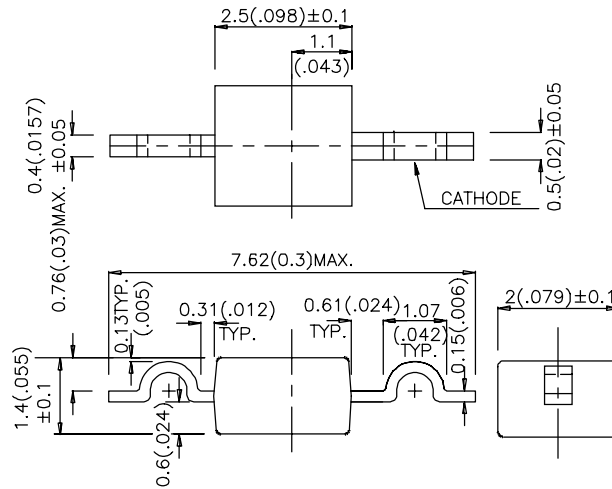
Description

The High Efficiency Red source color devices are made with Gallium Arsenide Phosphide on Gallium Phosphide Orange Light Emitting Diode.

The Super Bright Green source color devices are made with Gallium Phosphide Green Light Emitting Diode.

The Yellow source color devices are made with Gallium Arsenide Phosphide on Gallium Phosphide Yellow Light Emitting Diode.

Package Dimensions



Notes:

1. All dimensions are in millimeters (inches).
2. Tolerance is $\pm 0.25(0.01)$ unless otherwise noted.
3. Lead spacing is measured where the lead emerge package.
4. Specifications are subjected to change without notice.

Selection Guide

Part No.	Dice	Lens Type	Iv (mcd) @ 20 mA		Viewing Angle
			Min.	Typ.	2θ1/2
AM24ID08	HIGH EFFICIENCY RED (GaAsP/GaP)	RED DIFFUSED	8	15	140°
AM24EC08	HIGH EFFICIENCY RED (GaAsP/GaP)	WATER CLEAR	8	15	140°
AM24SGD08	SUPER BRIGHT GREEN (GaP)	GREEN DIFFUSED	3	10	140°
AM24SGC08	SUPER BRIGHT GREEN (GaP)	WATER CLEAR	3	10	140°
AM24YD08	YELLOW (GaAsP/GaP)	YELLOW DIFFUSED	3	10	140°
AM24YC08	YELLOW (GaAsP/GaP)	WATER CLEAR	3	10	140°

Note:

1. θ1/2 is the angle from optical centerline where the luminous intensity is 1/2 the optical centerline value.

Electrical / Optical Characteristics at T_A=25°C

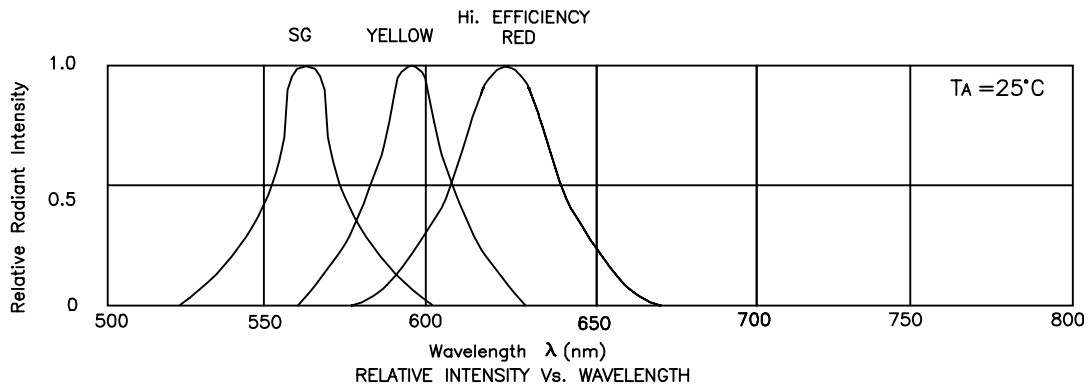
Symbol	Parameter	Device	Typ.	Max.	Units	Test Conditions
λ _{peak}	Peak Wavelength	High Efficiency Red Super Bright Green Yellow	625 565 590		nm	IF=20mA
Δλ _{1/2}	Spectral Line Halfwidth	High Efficiency Red Super Bright Green Yellow	45 30 35		nm	IF=20mA
C	Capacitance	High Efficiency Red Super Bright Green Yellow	12 45 10		pF	VF=0V;f=1MHz
V _F	Forward Voltage	High Efficiency Red Super Bright Green Yellow	2.0 2.2 2.1	2.5 2.5 2.5	V	IF=20mA
I _R	Reverse Current	All		10	μA	VR = 5V

Absolute Maximum Ratings at T_A=25°C

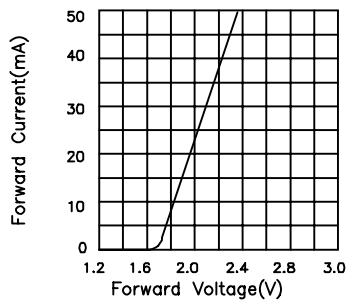
Parameter	High Efficiency Red	Super Bright Green	Yellow	Units
Power dissipation	105	105	105	mW
DC Forward Current	30	25	30	mA
Peak Forward Current [1]	150	150	150	mA
Reverse Voltage	5	5	5	V
Operating/Storage Temperature	-40°C To +85°C			

Note:

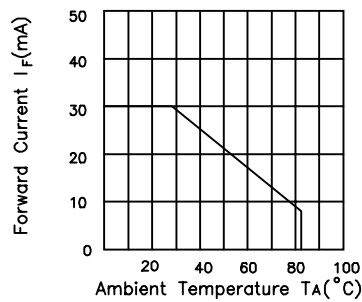
1. 1/10 Duty Cycle, 0.1ms Pulse Width.



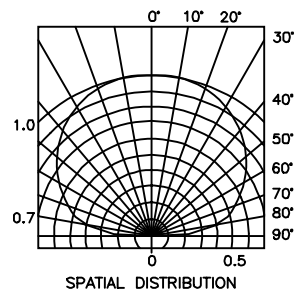
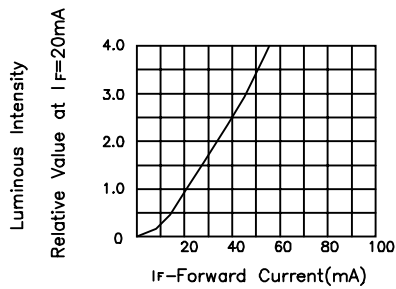
High Efficiency Red AM24ID08, AM24EC08



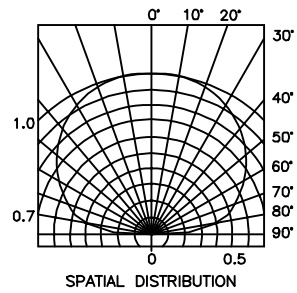
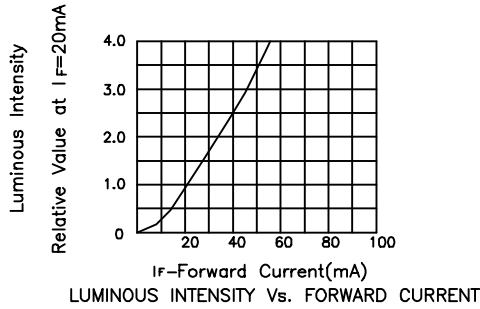
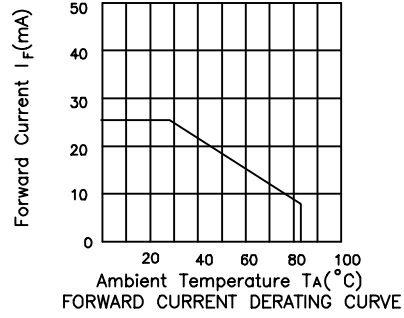
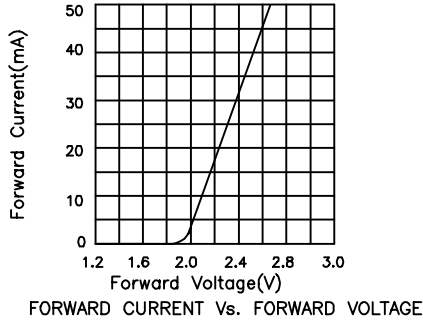
FORWARD CURRENT VS. FORWARD VOLTAGE



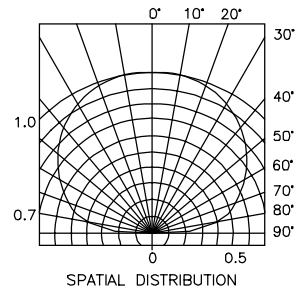
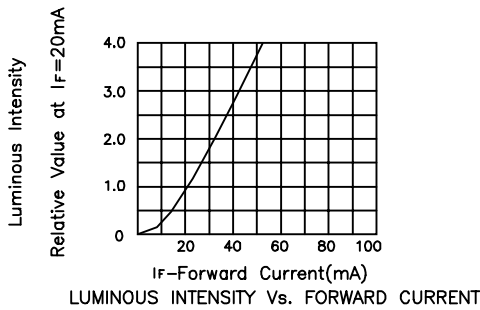
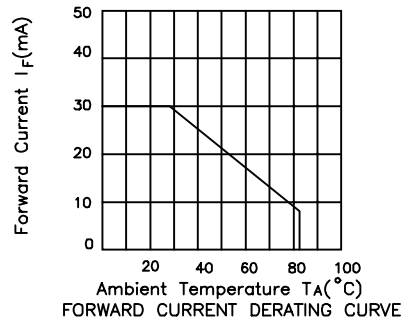
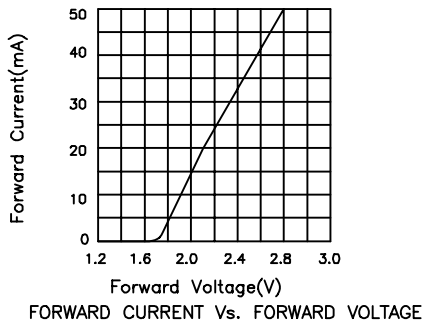
FORWARD CURRENT DERATING CURVE



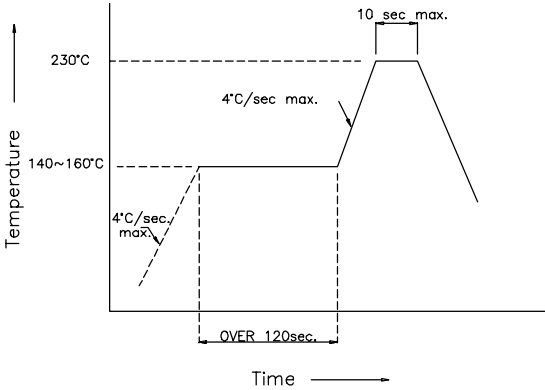
Super Bright Green AM24SGD08,AM24SGC08



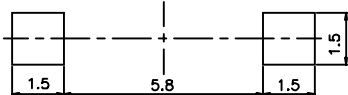
Yellow AM24YD08,AM24YC08



AM24xxx08 SERIES SMT Reflow Soldering Instructions



AM24xxx08 SERIES Recommended Soldering Pattern (Units : mm)



AM24xxx08 SERIES Tape Specifications (Units : mm)

