

6

5

4

3

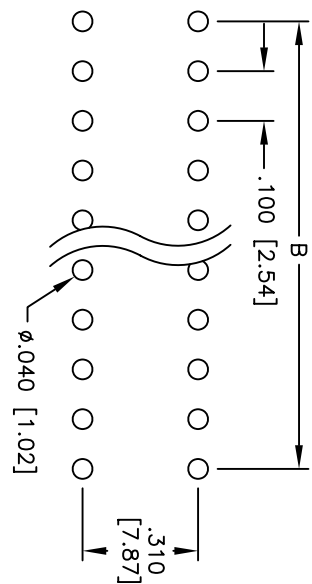
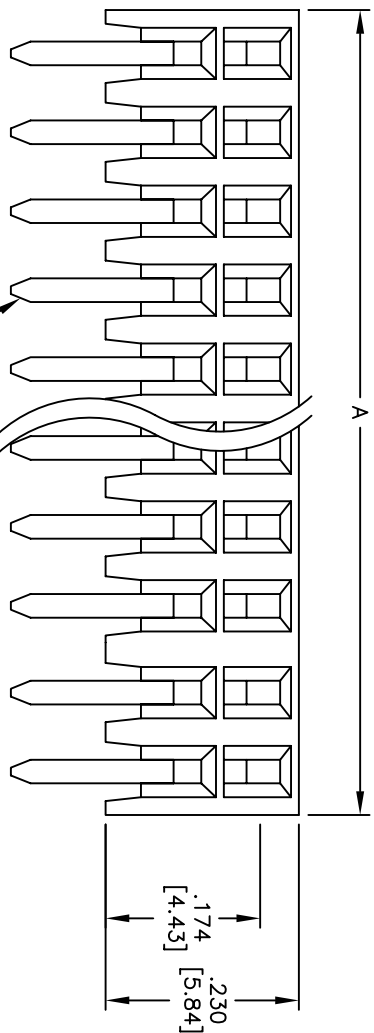
2

1

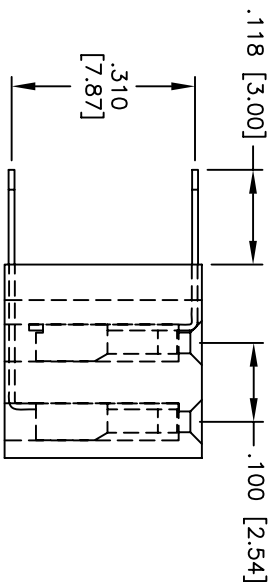
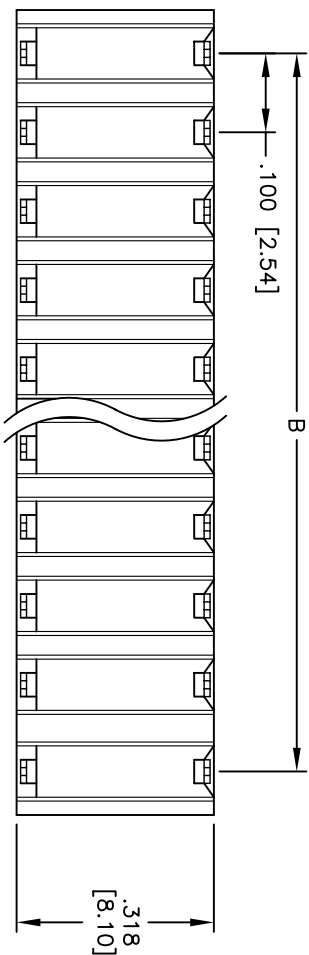
Rev	AWO #	Description	Date	Appr
-		RELEASED	6/1/05	

APPROVED: _____

DATE: _____ TITLE: _____



RECOMMENDED PCB LAYOUT



SPECIFICATIONS:

Material: PBT, glass reinforced, rated UL 94V-0

Insulator color: Black

Contacts: Phosphor Bronze

Plating:

Gold flash over Nickel underplate overall

Electrical:

Operating voltage: 250 VAC max.

Current rating: 3 Amps max.

Contact resistance: 20 Mohms max. initial

Insulation resistance: 5,000 Mohms min.

Dielectric withstanding voltage: 1,000 VAC for 1 minute

Temperature Rating:

Operating temperature: -40°C to +105°C

Environmental:

Lead free, RoHS compliant

Recommended soldering temp: 235°C for 5 seconds



Positions: 02 thru 80
 A = .100 [2.54] x No. of Positions per Row
 B = .100 [2.54] x No. of Spaces

ADAM TECH

909 Railway Avenue, Union, NJ 07083
Phone: 908-687-5000 Fax: 908-687-5710

TITLE: .100 x .100 DUAL ROW RECEPTACLE STRIP
RIGHT ANGLE, 3-SIDED CONTACT

UNLESS OTHERWISE SPECIFIED ALL DIMENSIONS ARE INCHES [MM]		TOLERANCES: EXCEPT AS NOTED	
INCHES		HOLES	
.X	± .10	ØXX	± .10
.XX	± .020	ØXXX	± .015
.XXX	± .015	ØXXX	± .010
APPROVALS		DATE	
DRAWN	SS	6/1/05	
CHECKED			
APPROVED			
SIZE	PART NO.	SCALE	SHEET 1 OF 1
X	RS2BR-XX-G	NTS	
REV.			

A

B

C

D

A

B

C

D

6

5

4

3

2

1