




KYCON D-Subminiature Connectors



Features

- CSA Certified File No. LR78160 
- UL Recognized File No. E140125 
- Meets EIA, RS232C and RS449 Standards for Data Communication Input/Output Connectors
- Bright Tin Shells for Exceptional Conductivity and Grounding
- Indentations (Dimples) for Exceptional Grounding and Mating Retention
- D Shape Connector Mating and Polarization

Performance Specifications

Materials and Finish

Shell

Steel Material, Tin Finish, and Indentations (Dimples) on Plug Only

Insert

PBT Thermoplastic, Black Color, 30% Glass Filled, 94V-0 Rated

Contact Material

Pin: Brass .040 (1.02) Diameter
Socket: Phosphor Bronze

Contact Finish

Gold Flash Over 0.0001 (0.00254) Nickel on Entire Contact Area with Additional 0.000008 (0.000203) Gold on Mating End of Pin for a Length of .196 (5.0) Min. and .118 (3.0) Min. on the Socket for a Total of 0.00001 (0.000254) Min. of Gold on Mating Area

Riveted Insert

Brass Material, Nickel Finish

Mechanical Characteristics

Contact Retention

Precision Machined Contact 10 Lbs
Precision Formed Contact 10 Lbs

Contact Separation Force

4 Oz. Min

Contact Engagement Force

9 Oz. Max

Durability

500 Insertion Cycles Min
1,000 Insertion Cycles Min with Nominal Machined Contact Pins

Electrical Characteristics

Contact Current Rating

Precision Machined Contact 7.6 Amps
Precision Formed Contact 5.0 Amps

Contact Resistance

Precision Machined Contact 5 Milliohms Max
Precision Formed Contact 8 Milliohms Max

Dielectric Withstanding Voltage

1000 V AC Min

Insulation Resistance

5000 Megohms Min

Temperature Rating


-55° To + 125°C

Plating Options

Designator	Plating Description
Standard	Gold Flash Over 0.0001 (0.00254) Nickel on the Entire Contact Area
15	0.0001 (0.00254) Nickel on the Entire Contact area with 0.000015 (0.000381) Gold on Mating End of Pin for a Length of .196 (5.0) Min and .118 (3.0) Min on the Socket 0.00015 (0.00381) of Bright Tin-Lead is Plated on the Termination End of the Contact
30	0.0001 (0.00254) Nickel on the Entire Contact area with 0.000030 (0.00076) Gold on Mating End of Pin for a Length of .196 (5.0) Min and .118 (3.0) Min on the Socket 0.00015 (0.00381) of Bright Tin-Lead is Plated on the Termination End of the Contact

9005174 0000004 304

K66 Series High Density D-Sub



Ordering Information

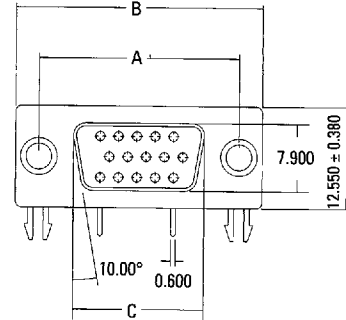
K66	-	E	15	S	-	N
Series	Shell Size	Number of Contacts	Contact Type	Mounting Options	Plating Options	
Series						
K66 - Kycon High Density D-Subminiature Connector, Right Angle (P.C. Mount) Termination, .350 Footprint						
Shell Size, Number of Contacts						
E-15 Contacts						
A-26 Contacts						
B-44 Contacts						
C-62 Contacts*						
Contact Type						
P-Pin Contact (Plug)						
S-Socket Contact (Receptacle)						
Mounting Options (See Page 9)						
Plating Options (See Page 3)						

Shell Size	A	B	C	C1	D	E
15 (E)	.984 24.99	1.213 30.81	.643 16.33	.666 16.92	.090 2.29	.010 0.25
26 (A)	1.312 33.32	1.541 39.14	.971 24.66	.994 25.25	.090 2.29	.020 0.51
44 (B)	1.852 47.04	2.088 53.04	1.511 38.38	1.534 38.96	.090 2.29	.020 0.51
62* (C)	2.500 63.5	2.729 69.32	2.159 54.84	2.182 55.42	.094 2.41	.023 0.58

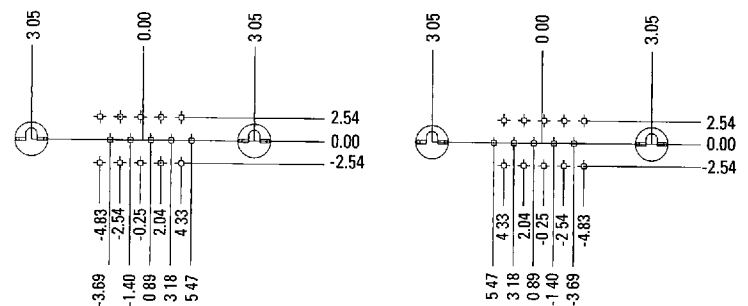
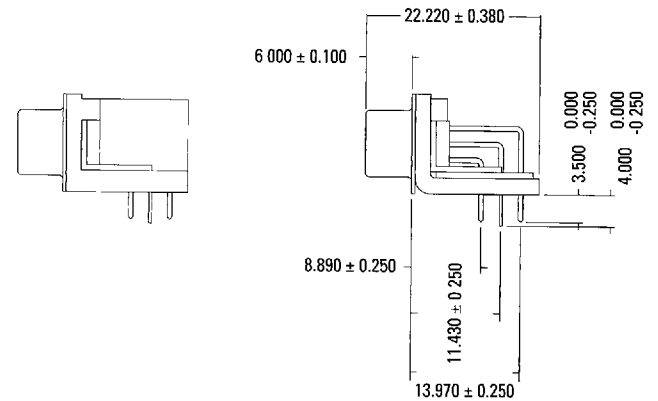
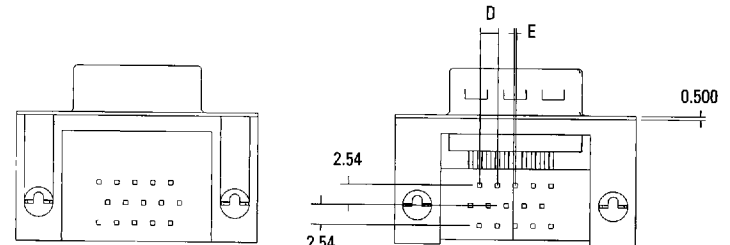
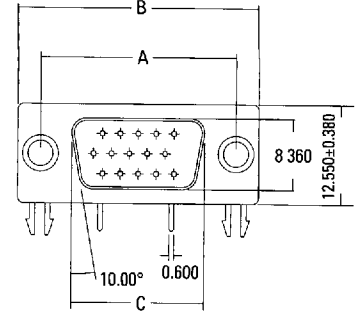
K66 Series Dimensions

Pictured with Grounding Bracket (Option)

K66 Female



K66 Male



Recommended P.C. Board Layout
(Top View)

Dimensions in mm

Note: Please check D and E dimensions on 62 position.

* Available in Socket only

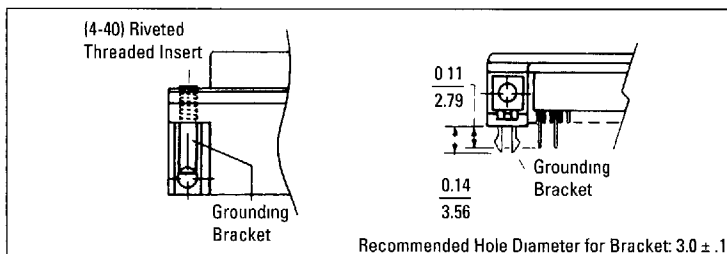
9005174 0000008 T5T

Mounting Options

K22, KF22, K22L, K66, KF66

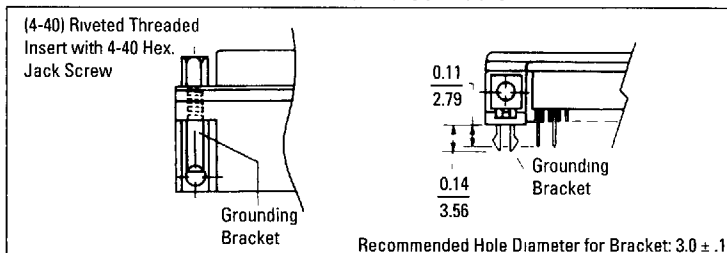
Option N

Grounding Brackets (Locking Type) and Riveted Threaded Inserts



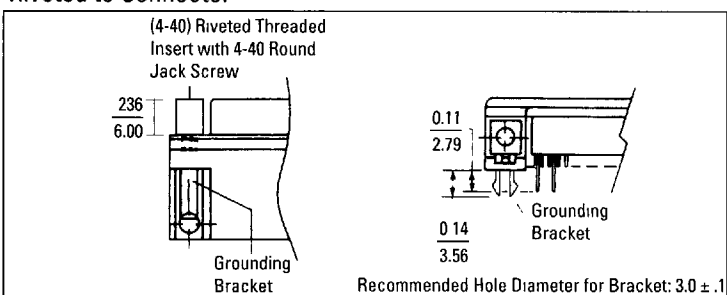
Option NJ

Grounding Brackets (Locking Type), Riveted Threaded Inserts and 4-40 Hex. Jack Screws Assembled to Connector



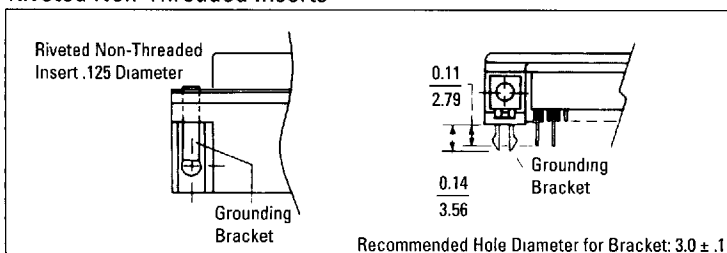
Option NR

Grounding Brackets (Locking Type) and 4-40 Round Jack Screws Riveted to Connector



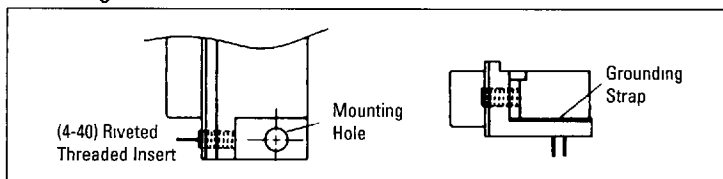
Option NT

Grounding Brackets (Locking Type) and .125 Diameter Riveted Non-Threaded Inserts



Option H

Top Only Grounding Straps with .125 Diameter Non-Threaded Mounting Holes and Riveted Threaded Inserts



Option HJ

Top Only Grounding Straps with .125 Diameter Non-Threaded Mounting Holes and 4-40 Hex. Jack Screws Assembled to Connector

Option HR

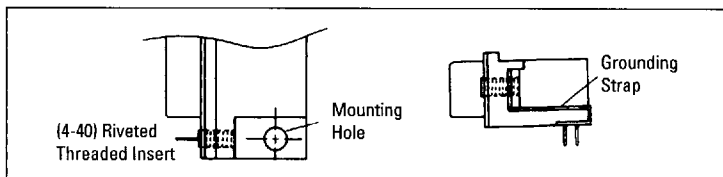
Top Only Grounding Straps with .125 Diameter Non-Threaded Mounting Holes and 4-40 Round Jack Screws Riveted to Connector

Option HT

Top Only Grounding Straps with .125 Diameter Non-Threaded Mounting Holes and .125 Diameter Riveted Non-Threaded Inserts

Option O

Grounding Straps with .125 Diameter Non-Threaded Mounting Holes and Riveted Threaded Inserts



Option OJ

Grounding Straps with .125 Diameter Non-Threaded Mounting Holes, Riveted Threaded Inserts and 4-40 Hex. Jack Screws Assembled to Connector

Option OR

Grounding Straps with .125 Diameter Non-Threaded Mounting Holes and 4-40 Round Jack Screws Riveted to Connector

Option OT

Grounding Straps with .125 Diameter Non-Threaded Mounting Holes and .125 Diameter Riveted Non-Threaded Inserts

JS-1000

4-40 Female Hex. Jack Screws Bulk (500/Bag)

