

SINGLE ROW TOP ENTRY SMT HEADER



1147 SERIES. 1.25 (0.049") mm pitch.

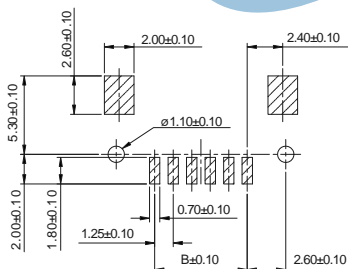
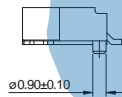
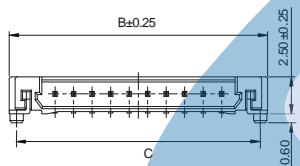
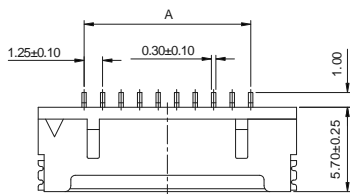
General Features

- Available in 2 through 15 circuits
- Mates with 1.25 mm crimp housing 1145 serie
- Tin plated pin
- Locking slots provide secure mating
- Polarization and low profile

Materials

- Insulator: Polyester 66 UL 94 V-0
- Contact: Tin plated brass
- Operating temperature: -25°C to +85°C
- RoHS compliant

Dimension Information




RECOMMENDED PCB LAYOUT

Electrical Features

- Voltage rating: < 125V
- Current rating: < 1 A
- Contact resistance: < 20 mΩ
- Dielectric Withstanding Voltage: 250 V AC/minute
- Insulation Resistance: >100 MΩ

Mechanical Features

- Durability: 25 cycles



1147 - T - XX - E
1 2 3 4

1. Connector Serie

2. (T) Contacts Plating

- T = 2. Tin-plated.

RECOMMENDED FINISH

3. (XX) Number Of Contacts

- Available in 2 through 15 circuits

4. (E) Packing Options

- E = 1. Pad + Tube
- E = 2. Pad + Reel

Dimensions: (In mm.)

$$A = 1.25 \times (XX - 1)$$

$$B = 1.25 \times (XX) + 4.95$$

$$C = 1.25 \times (XX) + 3.95$$