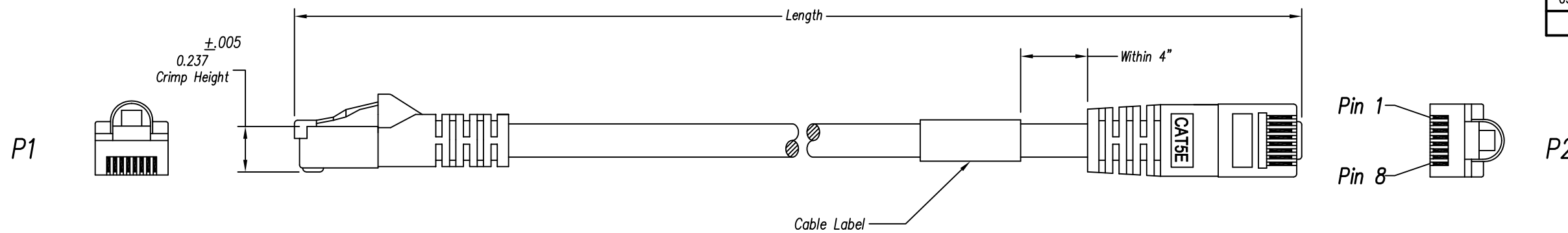


DATE	REV	ECN	APP'D. BY
05/17/17	A0	Released	HU



Notes:

- 1) Each cable assembly to be individually bagged.
- 2) 50μ" Gold plating on contacts
- 3) Cable Construction:
 - 24AWG Stranded T/C
 - 4Pr, U/UTP, Type CMG
 - PVC Jacket
- 4) Overmolded Strain Relief
Color to match Jacket color

P/N Key:

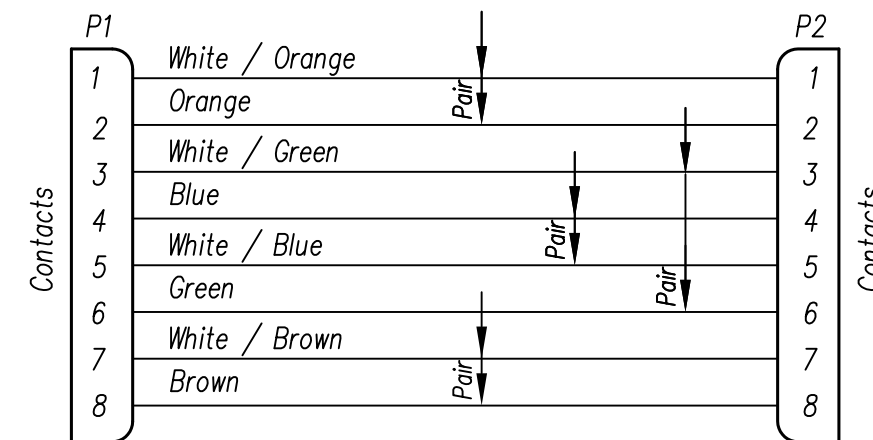
BC-5U_xyyyyz

UOM
M = Meters
F = Feet

Length
Meters = xx.x (00.3 - 30.0)
Feet = xxx (001 - 100)

Color
E = Blue O = Orange
G = Grey R = Red
K = Black W = White
N = Green Y = Yellow

Wiring Map: 568B Standard




Example Parts Numbers

Feet			Meters		
P/N	Color	Length	P/N	Color	Length
BC-5UG001F	Grey	1'	BC-5UG005M	Grey	0.5m
BC-5UK010F	Black	10'	BC-5UE010M	Blue	1.0m
BC-5UE050F	Blue	50'	BC-5UE050M	Blue	5.0m

For Part Numbers Not Shown Follow Part Number Key Format

THIRD ANGLE PROJECTION 		206 Van Vorst Street Jersey City, NJ 07302 +1 201 432 0463 http://www.belfuse.com
DO NOT SCALE DRAWING DRAWING IS SUBJECT TO CHANGE WITHOUT NOTICE	TITLE: Bel Patchcord Assembly, C5e U/UTP	
DIMENSIONS: INCHES [METRIC]	UNLESS OTHERWISE SPECIFIED TOLERANCES ARE ±.005 [0.13] ANGLES ARE ± 1°	DRN BY: XYQ DATE 05/17/17
SHEET NO. 1 OF 1	THIS DRAWING AND THE SUBJECT MATTER SHOWN THEREON ARE CONFIDENTIAL AND THE PROPRIETARY PROPERTY OF BEL FUSE, INC. AND SHALL NOT BE REPRODUCED, COPIED, OR USED IN ANY MANNER WITHOUT PRIOR WRITTEN CONSENT OF BEL FUSE, INC.	APPD BY: HU DATE 05/17/17
		DWG NO. CT999139 REV. A0



ASSEMBLY FORMAT REV. 6/3/05