

1-1375870-8 ✓ ACTIVE

AMPMODU | AMPMODU MICRO

TE Internal #: 1-1375870-8

PCB Mount Receptacle, Vertical, Wire-to-Board, 40 Position, .8 mm

[.031 in] Centerline, Gold, Surface Mount, Signal, Natural,

AMPMODU MICRO

[View on TE.com >](#)



Connectors > PCB Connectors > PCB Headers & Receptacles



Connector System: **Wire-to-Board**

Number of Positions: **40**

Number of Rows: **2**

Centerline (Pitch): **.8 mm [ .031 in ]**

PCB Mount Orientation: **Vertical**

## Features

### Product Type Features

Connector System	Wire-to-Board
Sealable	No
Connector & Contact Terminates To	Printed Circuit Board
PCB Connector Assembly Type	PCB Mount Receptacle

### Configuration Features

Number of Positions	40
Number of Rows	2
PCB Mount Orientation	Vertical

### Electrical Characteristics

Insulation Resistance	500 MΩ
Dielectric Withstanding Voltage (Max)	250 V
Operating Voltage	30 VAC

### Body Features

Primary Product Color	Natural
-----------------------	---------

### Contact Features

PCB Contact Termination Area Plating Material Thickness	.13 – .2 μm[5.12 – 7.87 μin]
Contact Layout	Matrix
Contact Underplating Material Thickness	1.27 μm[50 μin]



Contact Mating Area Plating Material Thickness	.76 $\mu\text{m}$ [30 $\mu\text{in}$ ]
Contact Mating Area Plating Material Finish	Bright
Contact Underplating Material	Nickel
PCB Contact Termination Area Plating Material	Gold
Contact Base Material	Phosphor Bronze
Contact Mating Area Plating Material	Gold
Contact Type	Receptacle
Contact Current Rating (Max)	1 A

### Termination Features

Rectangular Termination Post & Tail Thickness	.15 mm[.006 in]
Rectangular Termination Post & Tail Width	.4 mm[.016 in]
Termination Method to Printed Circuit Board	Surface Mount

### Mechanical Attachment

PCB Mount Alignment Type	Polarization
Mating Alignment Type	Polarization
Mating Retention	Without
PCB Mount Retention Type	Boardlock
Connector Mounting Type	Board Mount
Mating Alignment	With
PCB Mount Alignment	With
PCB Mount Retention	With

### Housing Features

Housing Material	LCP (Liquid Crystal Polymer)
Centerline (Pitch)	.8 mm[.031 in]

### Dimensions

Connector Length	19.35 mm[.761 in]
Connector Height	5 mm[.196 in]
Profile Height from PCB	5 mm[.196 in]
Row-to-Row Spacing	2.6 mm[.1 in]

### Usage Conditions

Operating Temperature Range	-55 – 85 $^{\circ}\text{C}$ [-67 – 185 $^{\circ}\text{F}$ ]
-----------------------------	---

### Operation/Application



Circuit Application	Signal
---------------------	--------

**Industry Standards**

Agency/Standard	UL
Approved Standards	UL E28476
UL Flammability Rating	UL 94V-0

**Packaging Features**

Packaging Quantity	750
Packaging Type	Reel

**Product Compliance**

[For compliance documentation, visit the product page on TE.com>](#)

EU RoHS Directive 2011/65/EU	Not Compliant
EU ELV Directive 2000/53/EC	Not Compliant
China RoHS 2 Directive MIIT Order No 32, 2016	Restricted Materials Above Threshold
EU REACH Regulation (EC) No. 1907/2006	Current ECHA Candidate List: JUNE 2023 (235) Candidate List Declared Against: JUNE 2023 (235) SVHC > Threshold: Pb (13% in Component Part) <b>Article Safe Usage Statements:</b> Do not eat, drink or smoke when using this product. Wash thoroughly after handling. Recycle if possible and dispose of the article by following all applicable governmental regulations relevant to your geographic location.
Halogen Content	Low Halogen - Br, Cl, F, I < 900 ppm per homogenous material. Also BFR/CFR/PVC Free
Solder Process Capability	Reflow solder capable to 260°C

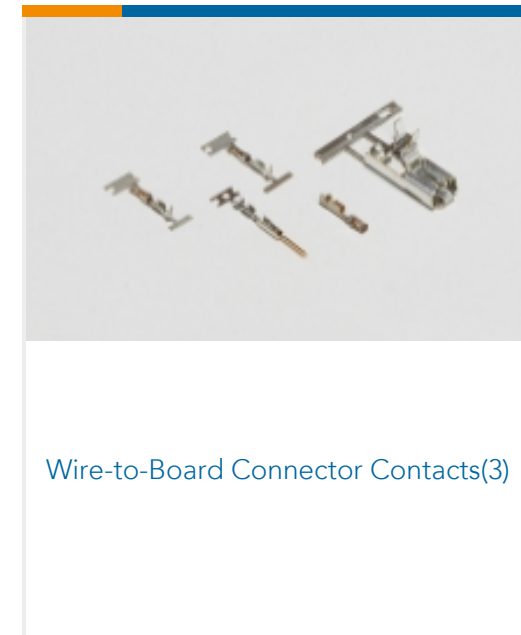
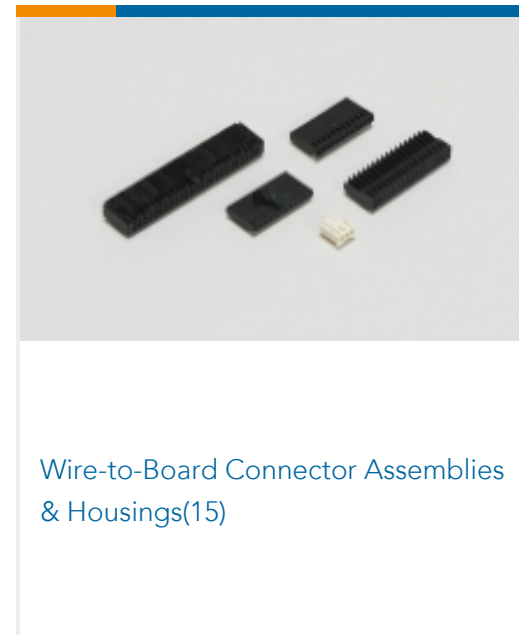

Product Compliance Disclaimer

This information is provided based on reasonable inquiry of our suppliers and represents our current actual knowledge based on the information they provided. This information is subject to change. The part numbers that TE has identified as EU RoHS compliant have a maximum concentration of 0.1% by weight in homogenous materials for lead, hexavalent chromium, mercury, PBB, PBDE, DBP, BBP, DEHP, DIBP, and 0.01% for cadmium, or qualify for an exemption to these limits as defined in the Annexes of Directive 2011/65/EU (RoHS2). Finished electrical and electronic equipment products will be CE marked as required by Directive 2011/65/EU. Components may not be CE marked. Additionally, the part numbers that TE has identified as EU ELV compliant have a maximum concentration of 0.1% by weight in homogenous materials for lead, hexavalent chromium, and mercury, and 0.01% for cadmium, or qualify for an exemption to these limits as defined in the Annexes of Directive 2000/53/EC (ELV). Regarding the REACH Regulation, the information TE provides on SVHC in articles for this part number is based on the latest European Chemicals Agency (ECHA) 'Guidance on requirements for substances in articles' posted at this URL: <https://echa.europa.eu/guidance-documents/guidance-on-reach>


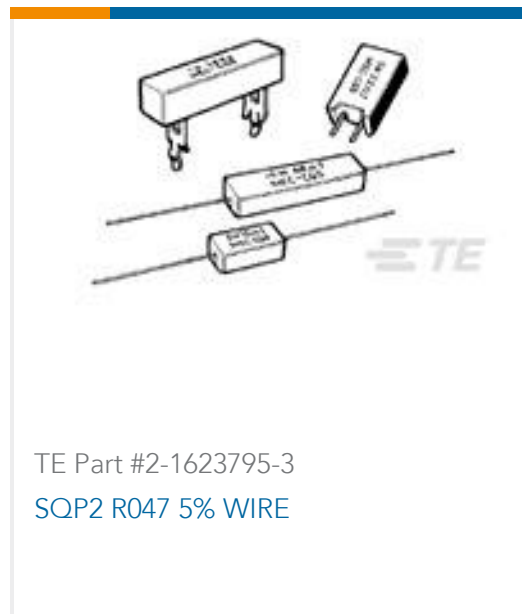
**Compatible Parts**



## Also in the Series | AMPMODU MICRO



## Customers Also Bought



## Documents

### Product Drawings

[RCPT ASSY,40 POS,VERT,0.8MM MI](#)

English

### CAD Files

[Customer View Model](#)

[ENG\\_CVM\\_1-1375870-8\\_B.2d\\_dxf.zip](#)



English

**Customer View Model**

[ENG\\_CVM\\_1-1375870-8\\_B.3d\\_igs.zip](#)

English

**Customer View Model**

[ENG\\_CVM\\_1-1375870-8\\_B.3d\\_stp.zip](#)

English

**3D PDF**

English

By downloading the CAD file I accept and agree to the [Terms and Conditions](#) of use.

---

**Product Specifications**

[Application Specification](#)

English

---

**Agency Approvals**

[Agency Approval Document](#)

English