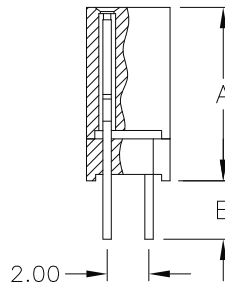
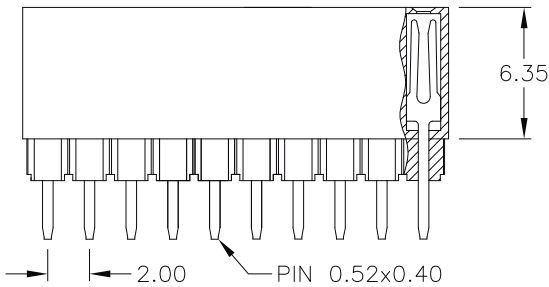
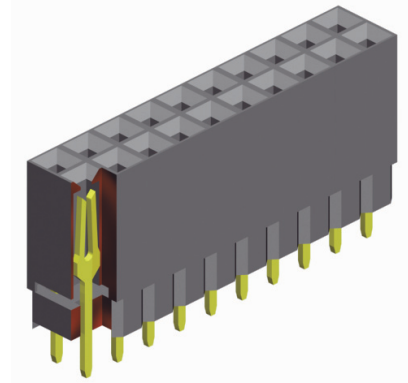
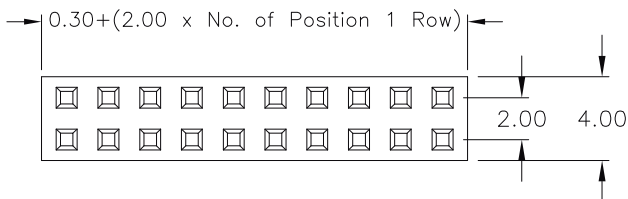


2.00mm pitch Female Header

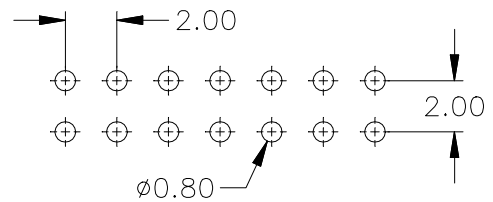
- THT - Elevated



APPLICATION AND FEATURES

- Various heights for board-to-board connections
- Also ideal solution for PC/104 Systems
- Accepts 0.50mm square pins
- Hi-rel fork contact design

PCB Hole Layout



SPECIFICATIONS

Current rating	1 A
Insulator resistance	1000 MΩ min.
Contact resistance	20 mΩ max.
Withstanding voltage	500 V AC

Operating temperature	- 40°C to +105°C
Contact material	(RoHS compliant) Phosphor Bronze
Insulator material	(RoHS compliant) Nylon 6T UL 94 V-0

How to order

BE 2 - xxx - S xxx - 55/2

Nbr of contacts
004 to 080

Version	DIM "A" (mm / inch)	DIM "B" (mm / inch)
831	8.30 / .327	3.40 / .134
835	9.40 / .370	2.30 / .090
836	18.20 / .716	3.40 / .134
837	19.30 / .760	2.30 / .090
838	17.70 / .697	2.80 / .110
839	19.00 / .748	2.50 / .098
840	16.40 / .645	5.20 / .205
841	11.00 / .433	10.60 / .417
843	15.50 / .610	3.50 / .138

Plating
55 = gold
Other platings on request

Other dimensions on request.

Available as standard:

"A" + "B" = 11.70mm & 21.60mm