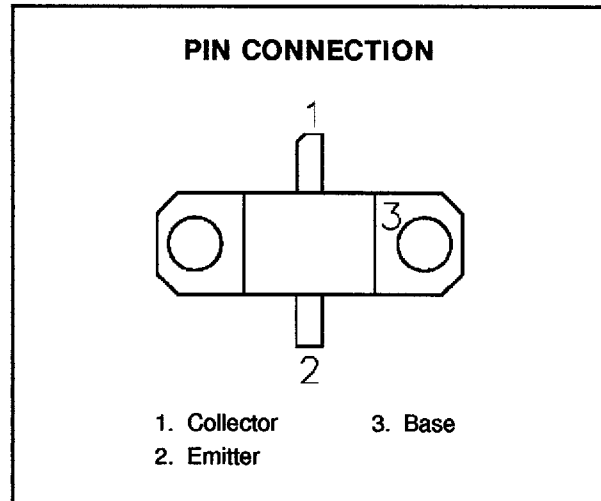
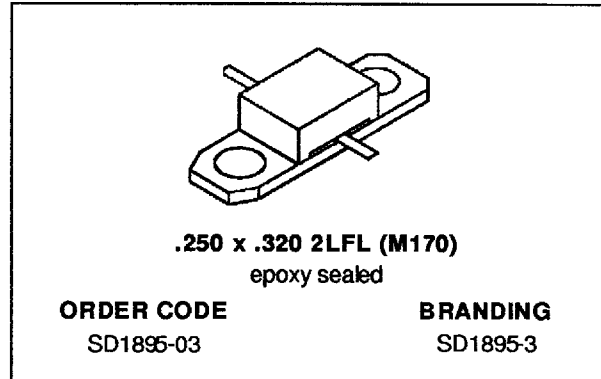


RF & MICROWAVE TRANSISTORS
1.6 GHz SATCOM APPLICATIONS

- 1.65 GHz
- 28 VOLTS
- OVERLAY DIE GEOMETRY
- ALL GOLD METALLIZED SYSTEM
- HIGH RELIABILITY AND RUGGEDNESS
- COMMON BASE
- P_{OUT} = 15 W MIN. WITH 9.2 dB GAIN



DESCRIPTION

The SD1895-03 is a 28 V silicon NPN planar transistor designed for INMARSAT and other 1.6 GHz SATCOM applications. This device utilizes polysilicon site ballasting with a gold metallized die to achieve high reliability and ruggedness.

ABSOLUTE MAXIMUM RATINGS (T_{case} = 25°C)

Symbol	Parameter	Value	Unit
V _{CB0}	Collector-Base Voltage	45	V
V _{CEO}	Collector-Emitter Voltage	15	V
V _{EBO}	Emitter-Base Voltage	3.0	V
I _C	Device Current	3.0	A
P _{DISS}	Power Dissipation	37.2	W
T _J	Junction Temperature	+200	°C
T _{STG}	Storage Temperature	- 65 to +150	°C

THERMAL DATA

R _{TH(j-c)}	Junction-Case Thermal Resistance	4.7	°C/W
----------------------	----------------------------------	-----	------

SD1895-03

ELECTRICAL SPECIFICATIONS (T_{case} = 25°C)

STATIC

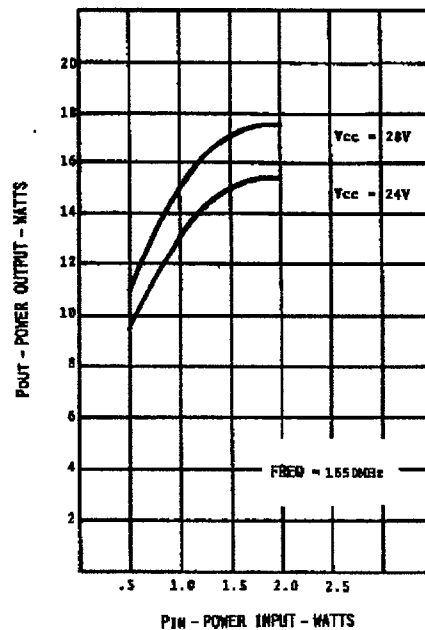
Symbol	Test Conditions		Value			Unit
			Min.	Typ.	Max.	
BV _{CBO}	I _C = 5 mA	I _E = 0 mA	45	—	—	V
BV _{CEO}	I _C = 5 mA	I _B = 0 mA	12	—	—	V
BV _{EBO}	I _E = 5 mA	I _C = 0 mA	3.0	—	—	V
h _{FE}	V _{CE} = 5 V	I _C = 1 A	15	—	150	—

DYNAMIC

Symbol	Test Conditions			Value			Unit
				Min.	Typ.	Max.	
P _{OUT}	f = 1.65 GHz	P _{IN} = 2.4 W	V _{CE} = 28 V	20	—	—	W
G _P	f = 1.65 GHz	P _{IN} = 2.4 W	V _{CE} = 28 V	9.2	—	—	dB
η _C	f = 1.65 GHz	P _{IN} = 2.4 W	V _{CE} = 28 V	48	—	—	%

TYPICAL PERFORMANCE

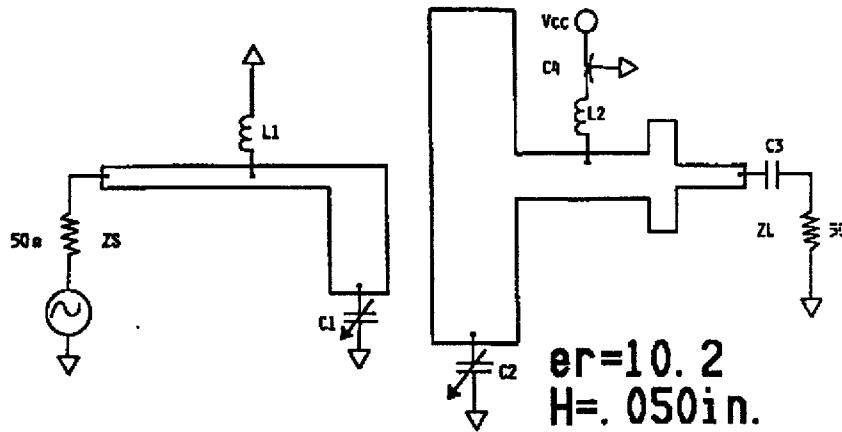
POWER OUTPUT vs POWER INPUT



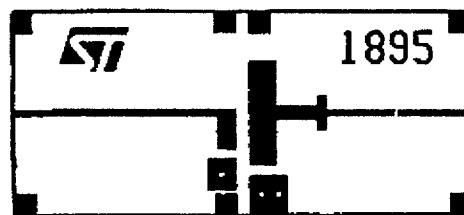
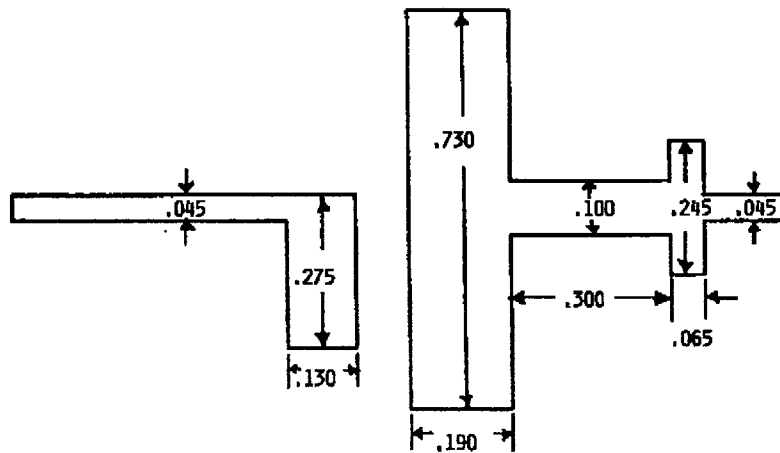
IMPEDANCE DATA

FREQ.	Z _{IN} (Ω)	Z _{CL} (Ω)
1.65 GHz	17.0 + j 18.0	3.5 - j 2.0

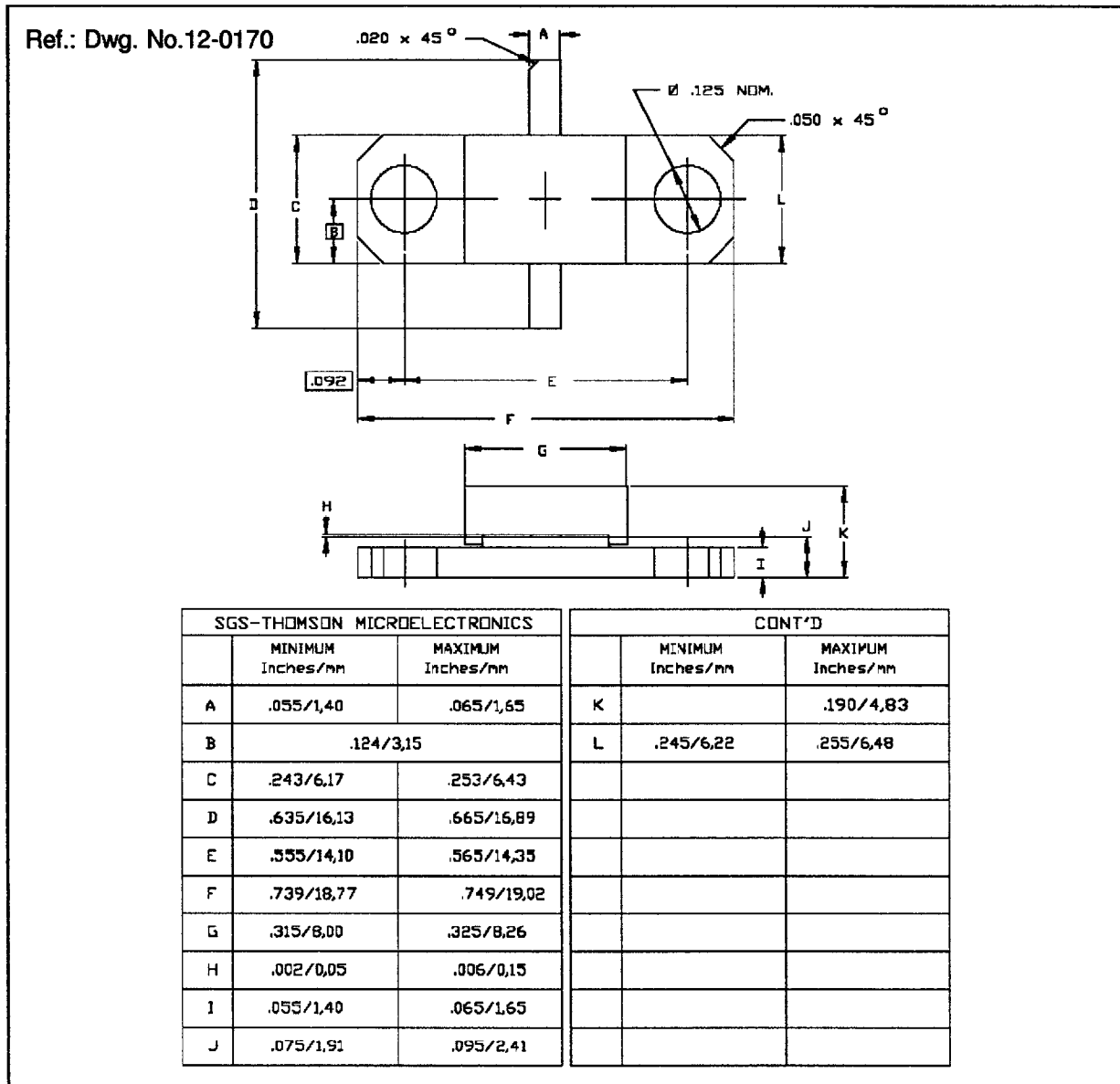
TEST CIRCUIT



- C1, C2 : 0.4 - 2.5pF #27283 Johanson Trimmer
 C3 : 100pF ATC 100A101KCA150 Chip Capacitor
 C4 : 15,000pF EMI Filter Murata/Erie #9900-381-6004
 L1, L2 : 4 Turns, #28 AWG, .080" I.D.



PACKAGE MECHANICAL DATA



Information furnished is believed to be accurate and reliable. However, SGS-THOMSON Microelectronics assumes no responsibility for the consequences of use of such information nor for any infringement of patents or other rights of third parties which may results from its use. No license is granted by implication or otherwise under any patent or patent rights of SGS-THOMSON Microelectronics. Specifications mentioned in this publication are subject to change without notice. This publication supersedes and replaces all information previously supplied. SGS-THOMSON Microelectronics products are not authorized for use as critical components in life support devices or systems without express written approval of SGS-THOMSON Microelectronics.

© 1994 SGS-THOMSON Microelectronics - All Rights Reserved

SGS-THOMSON Microelectronics GROUP OF COMPANIES
 Australia - Brazil - France - Germany - Hong Kong - Italy - Japan - Korea - Malaysia - Malta - Morocco - The Netherlands -
 Singapore - Spain - Sweden - Switzerland - Taiwan - Thailand - United Kingdom - U.S.A