



RB731UTW

SURFACE MOUNT TRIPLE SCHOTTKY DIODES

This device features three electrically-isolated Schottky diodes housed in a very small SOT-363 package. It is ideal for applications where board space is at a premium.

FEATURES

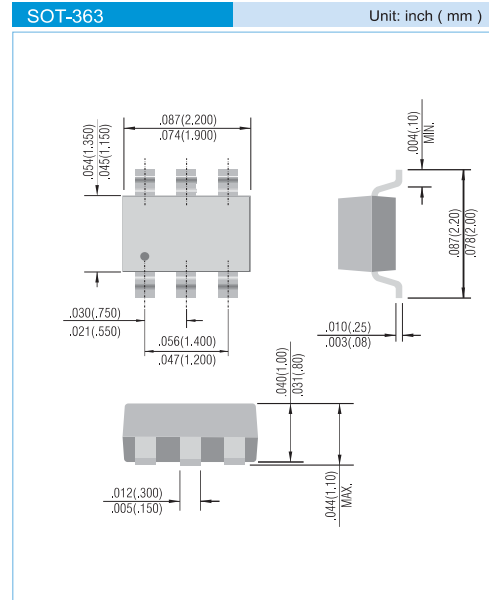
- Low reverse leakage current (guaranteed <math> < 0.98\mu\text{A}@25\text{V}</math>)
- Reverse voltage rating of 40V
- In compliance with EU RoHS 2002/95/EC directives

MECHANICAL DATA

- Case : SOT-363 plastic
- Terminals : Solderable per MIL-STD-750, Method 2026
- Approx Weight : 0.006 gram
- Marking : 73E

APPLICATIONS

- Mobile phones and accessories
- Video game consoles connector ports
- PDA'S



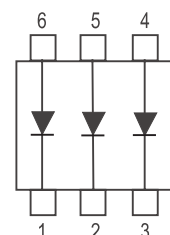
MAXIMUM RATINGS (Per Diode) $T_J=25^\circ\text{C}$ Unless otherwise noted

Rating	Symbol	Value	Units
Repetitive Peak Reverse Voltage	V_{RRM}	40	V
Continuous Reverse Voltage	V_R	40	V
Average Rectified Forward Current	I_O	30	mA
Non-repetitive Peak Forward Current (60Hz, 1 cycle)	I_{FSM}	200	mA
Total Power Dissipation (Note 1)	P_{TOT}	200	mW
Operating Junction Temperature Range	T_J	-55 to 125	$^\circ\text{C}$
Storage Temperature Range	T_{STG}	-65 to 150	$^\circ\text{C}$

THERMAL CHARACTERISTICS

Characteristic	Symbol	Value	Units
Thermal Resistance, Junction to Ambient	$R_{\theta JA}$	625	$^\circ\text{C}/\text{W}$

NOTE : 1. FR-4 Board = 70 x 60 x 1mm.



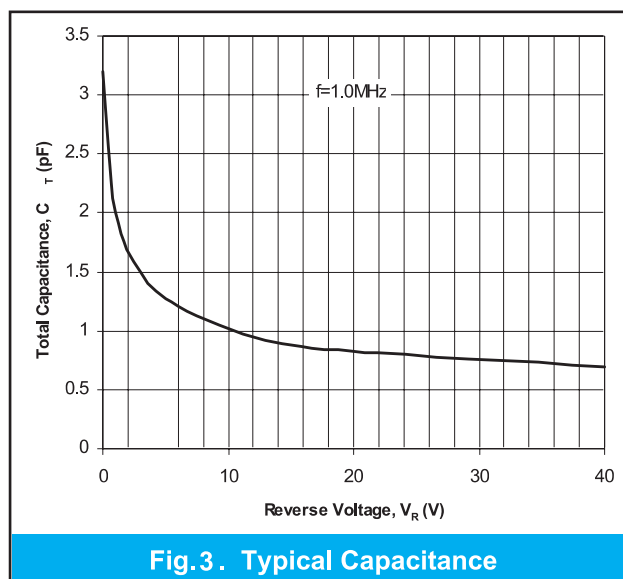
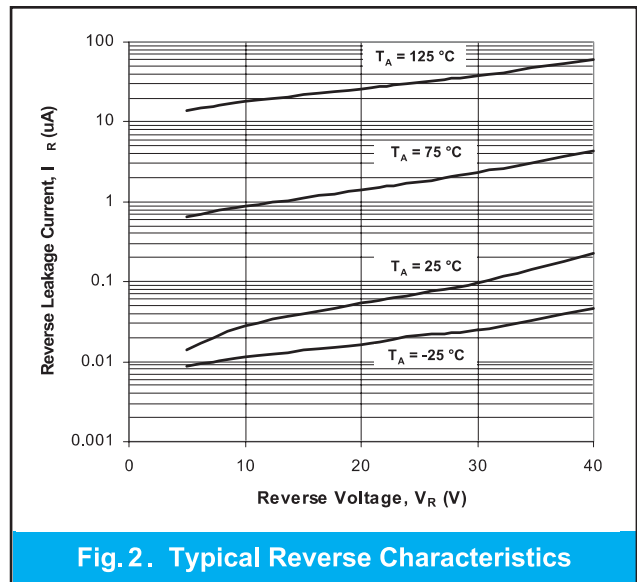
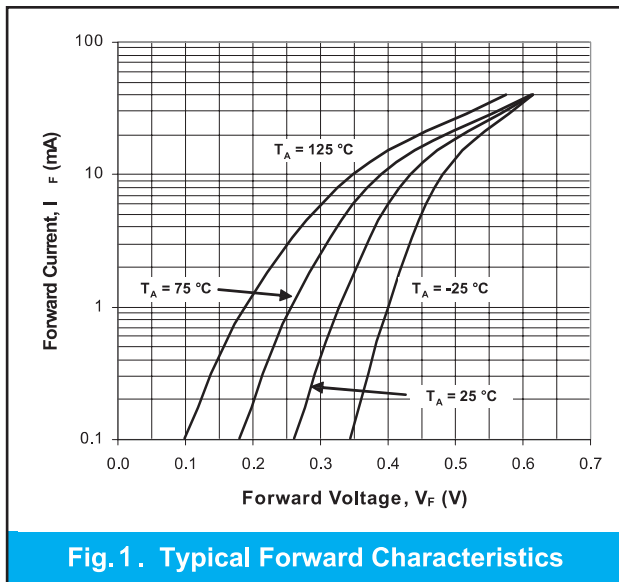


RB731UTW

ELECTRICAL CHARACTERISTICS (Per Diode) $T_J=25^\circ\text{C}$ Unless otherwise noted

Parameter	Symbol	Conditions	Min.	Typ.	Max.	Units
Breakdown Voltage	V_{BR}	$I_{BR}=10\ \mu\text{A}$	40	-	-	V
Forward Voltage	V_F	$I_F=1\text{mA}$	-	-	370	mV
Reverse Leakage Current	I_R	$V_R=25\ \text{V}$	-	-	0.98	μA
Total Capacitance	C_T	1Vdc Bias, $f=1\text{MHz}$	-	2.0	5.0	pF

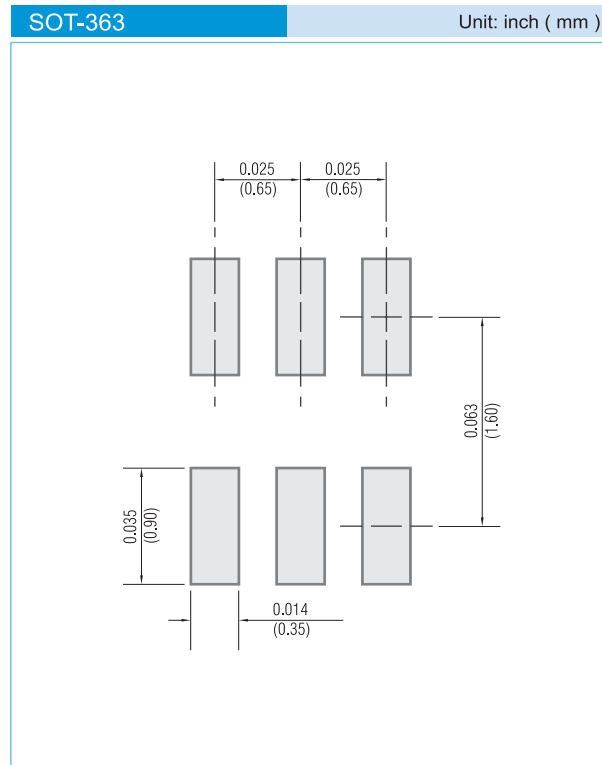
TYPICAL CHARACTERISTIC CURVES (Per Diode)





RB731UTW

MOUNTING PAD LAYOUT



ORDER INFORMATION

- Packing information
 - T/R - 10K per 13" plastic Reel
 - T/R - 3K per 7" plastic Reel

LEGAL STATEMENT

Copyright PanJit International, Inc 2009

The information presented in this document is believed to be accurate and reliable. The specifications and information herein are subject to change without notice. Pan Jit makes no warranty, representation or guarantee regarding the suitability of its products for any particular purpose. Pan Jit products are not authorized for use in life support devices or systems. Pan Jit does not convey any license under its patent rights or rights of others.