



BAT54TB/ATB/CTB/RTB/STB

SURFACE MOUNT SCHOTTKY BARRIER

VOLTAGE 30 Volts **CURRENT** 0.2 Amperes

SOT-523 Unit : inch(mm)

FEATURES

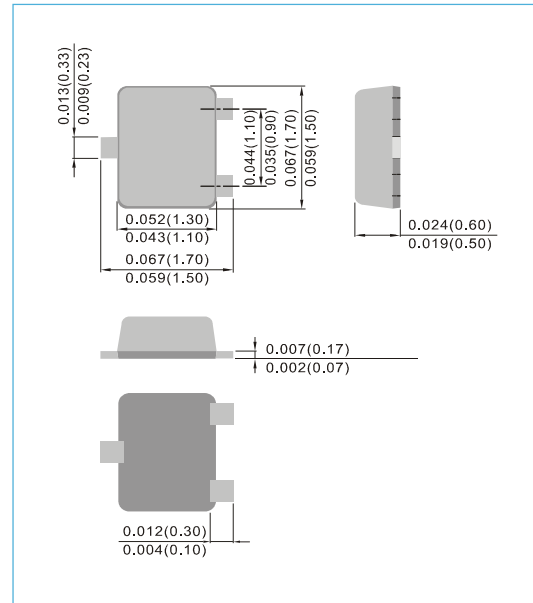
- Low turn-on voltage
- Fast switching
- PN Junction Guard Ring for Transient and ESD Protection.
- Lead free in comply with EU RoHS 2002/95/EC directives.
- Green molding compound as per IEC61249 Std. . (Halogen Free)

MECHANICAL DATA

Case: SOT-523, Plastic

Terminals: Solderable per MIL-STD-750, Method 2026

Approx. Weight: 0.002 gram



MAXIMUM RATINGS AND ELECTRICAL CHARACTERISTICS (T_A=25°C unless otherwise noted)

PARAMETER	SYMBOL	BAT54TB	BAT54ATB	BAT54CTB	BAT54RTB	BAT54STB	UNITS	
Marking code	-	LV	LW	LX	LG	LY	-	
Peak Repetitive Reverse Voltage	V _{RRM}	30						V
Average Forward Current	I _O	0.2						A
Peak Forward Surge Current, 1.0s (JEDEC method)	I _{FSM}	0.6						A
Instantaneous Forward Voltage at I _F =1mA at I _F =100mA	V _F	0.32 1.0						V
DC Reverse Current at Rated DC Blocking Voltage@V _R =25V	I _R	2.0						μA
Typical Junction Capacitance at V _R =0V, f=1.0MHz	C _J	10						pF
Typical Thermal Resistance, Junction to Ambient (Note 1)	R _{θJA}	833						°C/ W
Operating Junction and Storage Temperature Range	T _J , T _{STG}	-55 to +125						°C
Circuit Figure	-	Single	Common Anode	Common Cathode	Series (Rev)	Series	-	

Note :

1. Mounted on minimum pad layout.

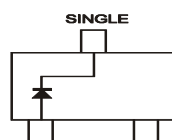


Fig.14(TOP VIEW)

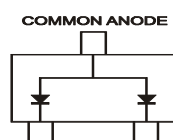


Fig.15(TOP VIEW)

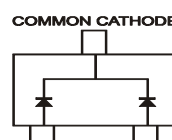


Fig.16(TOP VIEW)

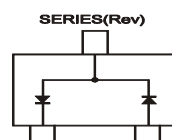


Fig.33(TOP VIEW)

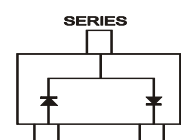


Fig.17(TOP VIEW)



BAT54TB/ATB/CTB/RTB/STB

RATING AND CHARACTERISTIC CURVES

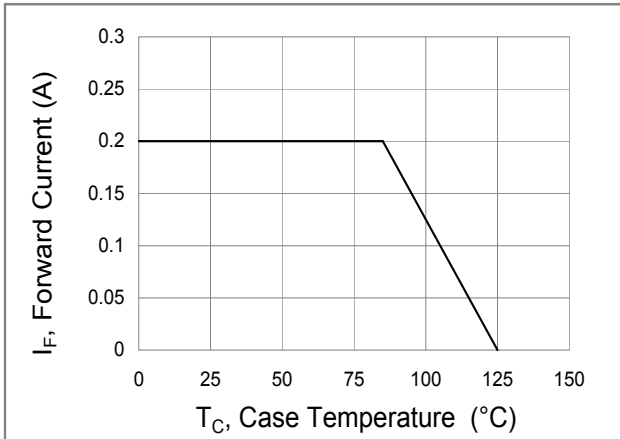


Fig.1 Forward Current Derating Curve

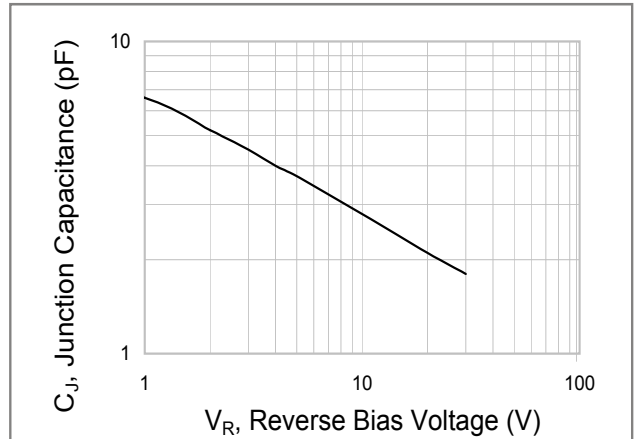


Fig.2 Typical Junction Capacitance

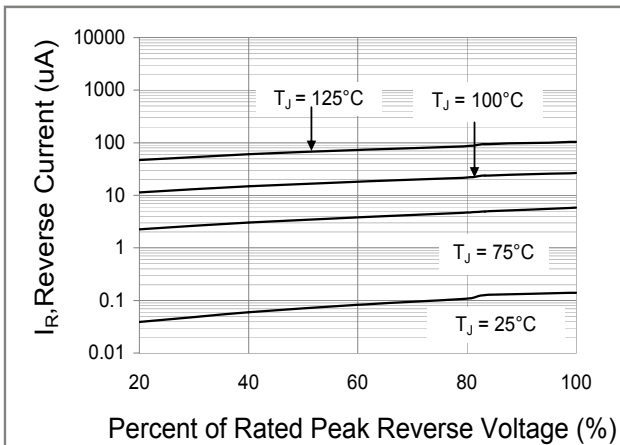


Fig.3 Typical Reverse Characteristics

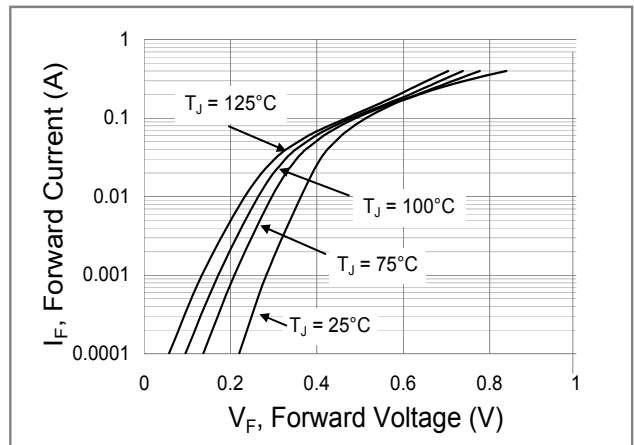
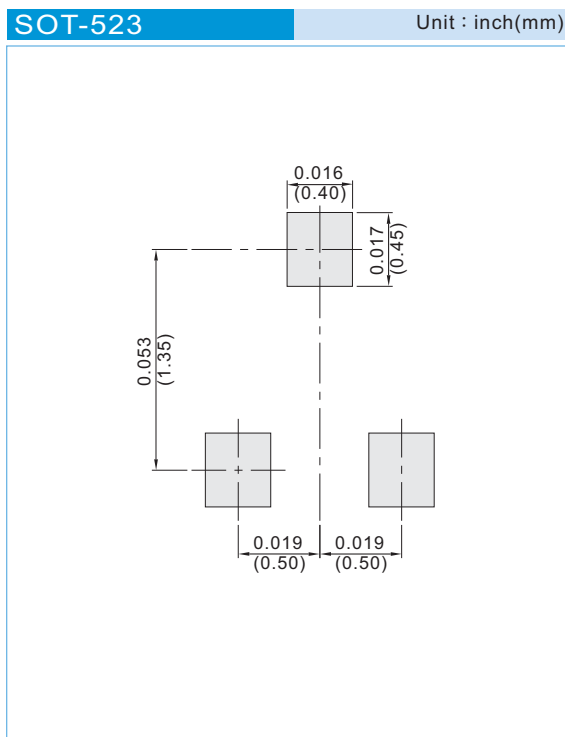


Fig.4 Typical Forward Characteristics



BAT54TB/ATB/CTB/RTB/STB

MOUNTING PAD LAYOUT



ORDER INFORMATION

- Packing information

T/R - 4K per 7" plastic Reel

LEGAL STATEMENT

Copyright PanJit International, Inc 2012

The information presented in this document is believed to be accurate and reliable. The specifications and information herein are subject to change without notice. Pan Jit makes no warranty, representation or guarantee regarding the suitability of its products for any particular purpose. Pan Jit products are not authorized for use in life support devices or systems. Pan Jit does not convey any license under its patent rights or rights of others.



BAT54TB/ATB/CTB/RTB/STB

For example :

RB500V-40_R2_00001



Packing Code XX				Version Code XXXXX		
Packing type	1 st Code	Packing size code	2 nd Code	HF or RoHS	1 st Code	2 nd ~5 th Code
T/B	A	N/A	0	HF	0	serial number
T/R	R	7"	1	RoHS	1	serial number
B/P	B	13"	2			
T/P	T	26mm	X			
TRR	S	52mm	Y			
TRL	L	PBCU	U			
FORMING	F	PBCD	D			

Part No_packing code_Version

BAT54TB_R1_00001

BAT54TB_R2_00001