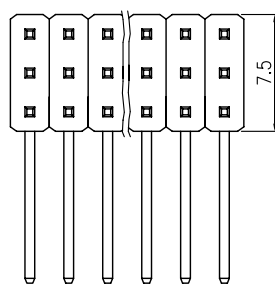
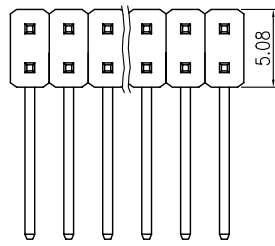
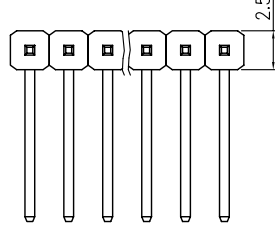
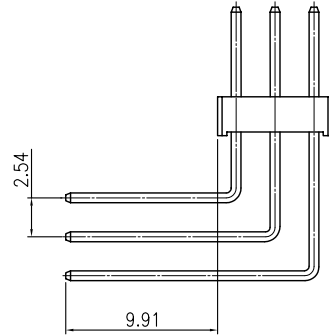
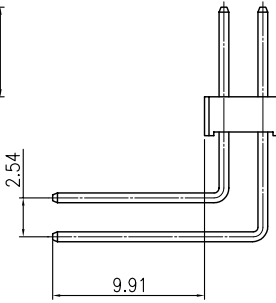
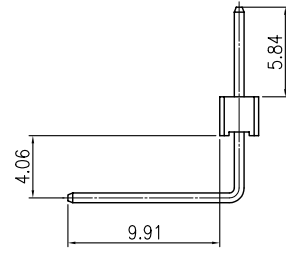
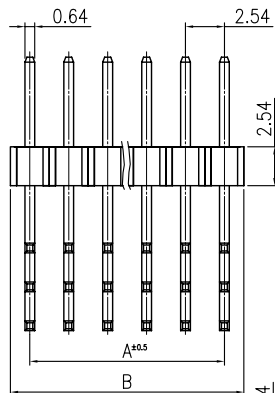


V1.1

REVISIONS							
SYM	DISCRIPTION	DATE	APPROVED	SYM	DISCRIPTION	DATE	APPROVED
△				△			
△				△			

****CUSTOMER DRAWING FOR REFERENCE ONLY, SAMPLES APPROVAL ARE REQUIRED!****



SPECIFICATION
 CURRENT RATING : 1 A
 INSULATOR RESISTANCE: 5000MΩ MIN.
 DIELECTRIC WITHSTANDING : AC 500V.
 OPERATING TEMPERATURE: -40°C~+105°C.
 CONTACT MATERIAL : BRASS
 INSULATOR MATERIAL : STANDARD : P.B.T
 FINISH : GOLD FLASH

ORDER INFORMATION:
 PHa011-PaXX0XGfA
 PH: PIN HEADER
 a: 2.54mmX2.54mm PITCH
 011: SERIES NO.
 Pa: PCB TYPE, RIGHT ANGLE
 XX: NO. OF PINS PER ROW
 0X: NO. OF ROW
 Gf: TERMINAL PLATING, GOLD FLUSH
 E: RIGHT ANGLE CONFIGURATION, 4.06mm

PART NO.	CIRCUITS	DIMENSION	
		A	B
PHa011-Pa020_GfE	_X2	2.54	5.08
PHa011-Pa030_GfE	_X3	5.08	7.62
PHa011-Pa040_GfE	_X4	7.62	10.16
PHa011-Pa050_GfE	_X5	10.16	12.70
PHa011-Pa060_GfE	_X6	12.70	15.24
PHa011-Pa070_GfE	_X7	15.24	17.78
PHa011-Pa080_GfE	_X8	17.78	20.32
PHa011-Pa090_GfE	_X9	20.32	22.86
PHa011-Pa100_GfE	_X10	22.86	25.40
PHa011-Pa110_GfE	_X11	25.40	27.94
PHa011-Pa120_GfE	_X12	27.94	30.48
PHa011-Pa130_GfE	_X13	30.48	33.02
PHa011-Pa140_GfE	_X14	33.02	35.56
PHa011-Pa150_GfE	_X15	35.56	38.10
PHa011-Pa160_GfE	_X16	38.10	40.64
PHa011-Pa170_GfE	_X17	40.64	43.18
PHa011-Pa180_GfE	_X18	43.18	45.72
PHa011-Pa190_GfE	_X19	45.72	48.26
PHa011-Pa200_GfE	_X20	48.26	50.80
PHa011-Pa210_GfE	_X21	50.80	53.34
PHa011-Pa220_GfE	_X22	53.34	55.88
PHa011-Pa230_GfE	_X23	55.88	58.42
PHa011-Pa240_GfE	_X24	58.42	60.96
PHa011-Pa250_GfE	_X25	60.96	63.50
PHa011-Pa260_GfE	_X26	63.50	66.04
PHa011-Pa270_GfE	_X27	66.04	68.58
PHa011-Pa280_GfE	_X28	68.58	71.12
PHa011-Pa290_GfE	_X29	71.12	73.66
PHa011-Pa300_GfE	_X30	73.66	76.20
PHa011-Pa310_GfE	_X31	76.20	78.74
PHa011-Pa320_GfE	_X32	78.74	81.28
PHa011-Pa330_GfE	_X33	81.28	83.82
PHa011-Pa340_GfE	_X34	83.82	86.36
PHa011-Pa350_GfE	_X35	86.36	88.90
PHa011-Pa360_GfE	_X36	88.90	91.44
PHa011-Pa370_GfE	_X37	91.44	93.98
PHa011-Pa380_GfE	_X38	93.98	96.52
PHa011-Pa390_GfE	_X39	96.52	99.06
PHa011-Pa400_GfE	_X40	99.06	101.6

TOLERANCES UNLESS OTHERWISE SPECIFIED ±0.25			SIGNATURES		DATE	MODEL
			DRAWN	TONY	17/DEC/02'	TITLE
			CHECKED	ZOLA	17/DEC/02'	PIN HEADER
SYMBOL	UNIT	SCALE	APPROVALS			NO.
△	mm	3/1				PHa011-Pa__0_GfE

MMT CORPORATION