

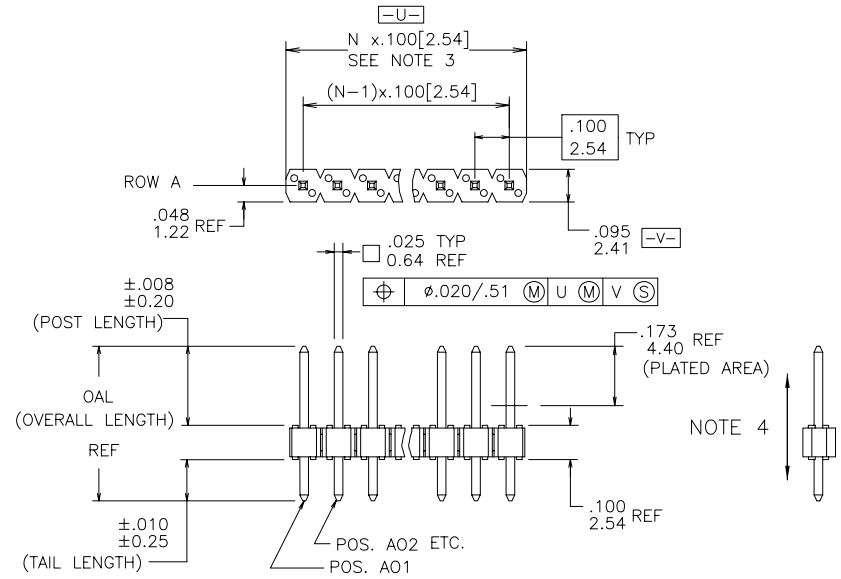
PRODUCT NUMBER

5 4 1 0 1 - X X X - X X - X X X X LF

PLATING
 S= 15µ"[0.38µm]GOLD ON CONTACT AREA
 100µ"[2.54µm]TIN ON TAIL.
 G= 30µ"[0.76µm]GOLD ON CONTACT AREA
 100µ"[2.54µm]TIN ON TAIL.
 T= 100-160µ"[2.54-4.04µm]TIN ON CONTACT AREA AND ON TAIL (SEE NOTE 11 & 15)
 F= 2µ"[0.05µm] GOLD ON CONTACT AREA & ON TAIL

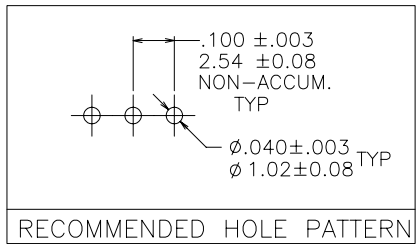
LEAD FREE NOTE 12 & 13
 RETENTION R=RETENTIVE LEG NOTE 5 & 7
 POLARIZATION NOTE 7 & 9
 BERGSTIK POSITIONS PER ROW 01 TO 36 NOTE 10
 BERGSTRIIP POSITIONS PER REEL 00=36,000 PIN STYLES 5, 6, 8, 10, 30, 32 ONLY.

| PIN STYLE | POST | TAIL | OAL |
|-----------|------------|------------|-------------|
| 05 | 0.230/5.84 | 0.095/2.41 | 0.425/10.80 |
| 06 | 0.230/5.84 | 0.110/2.79 | 0.440/11.18 |
| 08 | 0.230/5.84 | 0.120/3.05 | 0.450/11.43 |
| 10 | 0.230/5.84 | 0.150/3.81 | 0.480/12.19 |
| 12 | 0.230/5.84 | 0.300/7.62 | 0.630/16.00 |
| 30 | 0.318/8.08 | 0.120/3.05 | 0.538/13.67 |
| 32 | 0.318/8.08 | 0.150/3.81 | 0.568/14.43 |
| 34 | 0.318/8.08 | 0.212/5.38 | 0.630/16.00 |



FCIconnect.com

Copyright FCI



| | | | | | |
|--|----------|-----------------------|----------------------------------|----------------------------------|---------------------------------------|
| mat'l. code SEE NOTES 1 & 2 | | surface ISO 1302 ✓ | tolerance ISO 406 ISO 1101 | projection INCH/MM | product family BERGSTIK |
| ltr | ecn | no | dr | date | tolerances unless otherwise specified |
| K | M05-0118 | MHT | 6/30/05 | angles | linear |
| L | M06-0094 | MHT | 2/27/06 | | |
| M | M06-0268 | MHT | 7/14/06 | 0°±2' | |
| N | M06-0346 | MHT | 9/04/06 | dr | D.INGRAM 05/10/99 |
| P | M07-0247 | AGS | 5/28/07 | enr | H.SUNDY 07/15/99 |
| R | M07-0337 | MHT | 7/23/07 | chr | H.SUNDY 07/15/99 |
| S | M07-0361 | MHT | 8/14/07 | appd | H.SUNDY 07/15/99 |
| sheet | revision | S | S | | |
| index | sheet | 1 | 2 | | |
| title .100 UNSHROUDED HDR. S/R VERT. THRU HOLE | | | | scale 1:1 | dwg no 54101 |
| sheet 1 of 2 size A3 | | | | type Product Customer Drawing | |

1

2 3

4

5

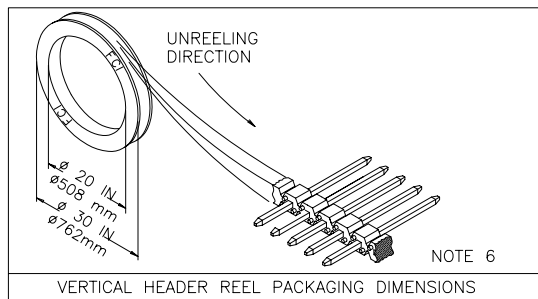
6

NOTES:

- ① HOUSING MAT'L: HIGH TEMPERATURE THERMOPLASTIC. UL94V-0, COLOR: BLACK
- ② PIN MATERIAL: PHOSPHOR-BRONZE
- ③ TO DETERMINE DIMENSIONS:
N = NUMBER OF POSITIONS PER ROW.
EXAMPLE: 10 POS., N x .100[2.54]=1.00[25.40].
- ④ 2LBS/0.9KG MIN. PIN RETENTION IN EITHER DIRECTION.
- ⑤ RETENTIVE LEG APPLICABLE TO TAIL LENGTH .120/3.05 ONLY. (4 PINS PER PART HAVE RETENTION)
5LB/2.3KG MAX INSERTION FORCE AND .25LB./1KG MIN RETENTION FORCE PER RETENTIVE PIN
USING .062/1.57 THICK CIRCUIT BOARD AND RECOMMENDED HOLE PATTERN. RETENTIVE LOCATION
AT THE DISCRETION OF THE MANUFACTURER. IF FEATURE IS NOT APPLICABLE, REMOVE FROM PRODUCT
NUMBER, 1x2 OR 1x3 PARTS NOT REFERENCED.
- ⑥ BERGSTIK PACKAGED IN POLY BAGS. BERGSTRIIP PACKAGED PER REEL.
- ⑦ POLARIZATION AND RETENTION NOT APPLICABLE TO BERGSTRIIP.
- ⑧ UNDERPLATING: 50μ"/1.27μm Ni.
- ⑨ FOR POLARIZATION SPECIFY POSITION NUMBER (i.e.. A03=ROW A POS. 3)
TO OMIT PIN.
IF FEATURE IS NOT APPLICABLE, REMOVE FROM PRODUCT
NUMBER.
- ⑩ POSITIONS PER ROW 37 TO 50 CAN BE PRODUCED, BUT FLATNESS AND CURVATURE MAY NOT BE HELD
AS CLOSE AS 36 POSITION.
- ⑪ PIN TIPS ON TIN PLATED PRODUCT MAY HAVE BARE METAL ON TWO SIDS, BOTH ENDS.
- ⑫ PART NUMBERS WITH "LF" AT THE END ARE LEAD FREE.
- ⑬ THIS PRODUCT MEETS EUROPEAN UNION DIRECTIVES AND OTHER
COUNTRY REGULATION AS DESCRIBED IN GS-22-008.
- 14. THE HOUSING WILL WITHSTAND EXPOSURE TO 260°C PEAK TEMPERATURE
FOR 20 SECONDS IN A CONVECTION, INFRA-RED OR VAPOR PHASE REFLOW
OVEN. SEE APPLICATION NOTES/PROCEDURES IF THEY ARE AVAILABLE OR
FOR 15 SECONDS IN A WAVE SOLDER APPLICATION WITH A 1.5mm
MINIMUM THICK CIRCUIT BOARD.
- ⑮ "THIS PRODUCT HAS 100% PURE TIN PLATING IN THE INTERFACE AND
HAS NOT BEEN TESTED FOR WHISKER GROWTH IN ALL INTERCONNECT
ENVIRONMENTS."

Cross Reference

| CORE RANGE | EXTENDED RANGE |
|----------------|----------------|
| 77311-101-XXLF | 54101-G05XXLF |
| 77311-801-XXLF | 54101-S05XXLF |
| 77311-118-XXLF | 54101-G08XXLF |
| 77311-818-XXLF | 54101-S08XXLF |



| | | | | | |
|--------------------------------|----------------|-----------------------|----------------------------------|--|---|
| mat'l. code SEE NOTES 1 & 2 | | surface ISO 1302 ✓ | tolerance ISO 406 ISO 1101 | projection ⊕ | product family BERGSTIK |
| ltr | ecn no | dr | date | tolerances unless otherwise specified | title |
| S | | | | angles linear XX±.01/XX±0.3 XXX±.005/XX±0.13 XXXX±.0020/XXX±0.051 | .100 UNSHROUDED HDR. S/R VERT. THRU HOLE |
| | | | | 0'±2' | INCH/MM scale 1:1 |
| | | dr | D.INGRAM | 05/10/99 | dwg no |
| | | enr | H.SUNDY | 07/15/99 | sheet 2 of 2 size |
| | | chr | H.SUNDY | 07/15/99 | 54101 A3 |
| | | appd | H.SUNDY | 07/15/99 | type Product Customer Drawing |
| sheet index | revision sheet | | | | |

FCJ
FCJconnect.com

Copyright FCJ

1

2

3

4

5

6