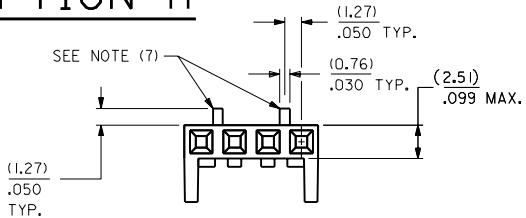
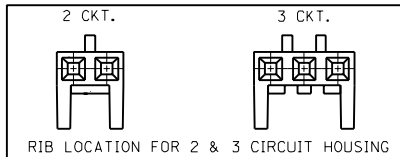


OPTION H

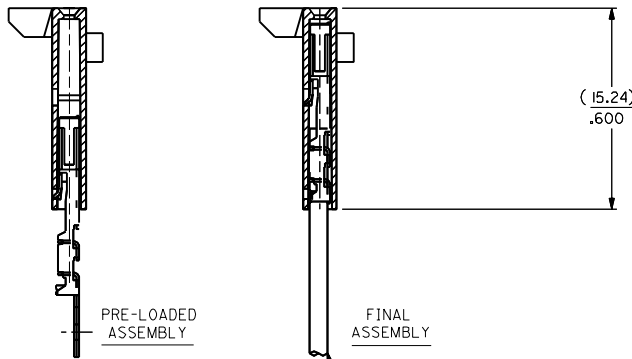


NOTES:

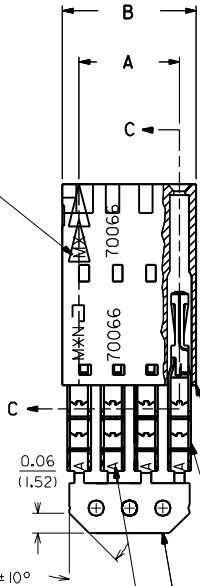
- 1) TO BE USED WITH (24) AWG. STRANDED WIRE WITH (1.35)/.053 DIA. MAX. INSULATION.
- 2) SEE CHART FOR CIRCUIT SIZES.
- 3) OPTION H & J PACKAGING PER PK-70873-0209.
- 4) PARTS STACKABLE END TO END ON (2.54)/.100 CENTERS.
- 5) REFER TO PRODUCT SPECIFICATION: PS-70400.
- 6) SEE DWG. SDA-70400-**** (SHT. 5) FOR OPTIONAL HOUSING DETAILS.
- 7) 4 CIRCUIT SHOWN, 3 - 25 CKT'S. HAVE (2) RIBS.
- 8) TO MATE WITH MOLEX KK-100 SERIES HEADERS.
- 9) 2 CIRCUIT ASSEMBLIES SUPPLIED AS GROUPED PAIRS.



SECTION C-C



CIRCUIT NO. 1 IDENTIFICATION



HOUSING PART NO. 70066-****
MATERIAL: G.F. POLYESTER, 94V-0

TERMINAL PART NO. 70028-****
MATERIAL: PHOSPHOR BRONZE
PLATING PER ES-88-***

571 - .000015 MIN. GOLD IN SELECT AREA WITH
.000075 MIN. TIN/LEAD (90/10)
IN SELECT AREA OVER .000050 MIN. NICKEL
OVER-ALL.

I.D. SLOT CODE TO WIRE GAUGE CHART	
I.D. SLOT CODE	WIRE GAUGE
A	24 AWG.

PLATING CODE (STRIPE ON CARRIER STRIP)	
PLATING	COLOR
571	YELLOW

CKT. SIZE	DIMENSIONS (INCHES)		EDP. NO.	ENG. NO.
	A	B		
2	(2.54) .100	(5.05) .199	14-56-6028	A-70400-2871
3	(5.08) .200	(7.59) .299	14-56-6038	A-70400-2872
4	(7.62) .300	(10.13) .399	14-56-6048	A-70400-2873
5	(10.16) .400	(12.67) .499	14-56-6058	A-70400-2874
6	(12.70) .500	(15.21) .599	14-56-6068	A-70400-2875
7	(15.24) .600	(17.75) .699	14-56-6078	A-70400-2876
8	(17.78) .700	(20.29) .799	14-56-6088	A-70400-2877
9	(20.32) .800	(22.83) .899	14-56-6098	A-70400-2878
10	(22.86) .900	(25.37) .999	14-56-6108	A-70400-2879
11	(25.54) 1.000	(27.91) 1.099	14-56-6118	A-70400-2880
12	(27.94) 1.100	(30.45) 1.199	14-56-6128	A-70400-2881
13	(30.48) 1.200	(32.99) 1.299	14-56-6138	A-70400-2882
14	(33.02) 1.300	(35.53) 1.399	14-56-6148	A-70400-2883
15	(35.56) 1.400	(38.07) 1.499	14-56-6158	A-70400-2884
16	(38.10) 1.500	(40.61) 1.599	14-56-6168	A-70400-2885
17	(40.64) 1.600	(43.15) 1.699	14-56-6178	A-70400-2886
18	(43.18) 1.700	(45.69) 1.799	14-56-6188	A-70400-2887
19	(45.72) 1.800	(48.23) 1.899	14-56-6198	A-70400-2888
20	(48.26) 1.900	(50.77) 1.999	14-56-6208	A-70400-2889
21	(50.80) 2.000	(53.31) 2.099	14-56-6218	A-70400-2890
22	(53.34) 2.100	(55.85) 2.199	14-56-6228	A-70400-2891
23	(55.88) 2.200	(58.39) 2.299	14-56-6238	A-70400-2892
24	(58.42) 2.300	(60.93) 2.399	14-56-6248	A-70400-2893
25	(60.96) 2.400	(63.47) 2.499	14-56-6258	A-70400-2894

I.D. SLOT CODE TO WIRE GAUGE CHART	
I.D. SLOT CODE	WIRE GAUGE
A	24 AWG.

PLATING CODE (STRIPE ON CARRIER STRIP)	
PLATING	COLOR
571	YELLOW

D2	ADD CARRIER CHAMF ECN #UDT198-0280 05/20/98 LMCGRATH	C	REVISED PER ECR NO. U8210 10-17-88 BJS	DIMENSIONS SHOWN METRIC INCH UNLESS OTHERWISE SPECIFIED TOLERANCES: ANGULAR ± 1/2°		▽ = 0 ▼ = 0 REVISE ONLY ON CAD SYSTEM	
D1	STD PKG -0209 ECR #U7-0733 MCFARLA 97-2-28	B	REVISE PER ECR #U80110 2/3/88 MJM	3 PLACE ± .010 --- 2 PLACE ± .014 ± 0.25 1 PLACE --- ± 0.35	TITLE ASSEMBLY, SL CONNECTOR (SINGLE ROW - (2.54)/.100 GRID)		
D	REVISED PACKAGING PER ECR U00729 10-8-90 AAB	A	RELEASE FOR PROD. PER ERO NO. 25421 10-26-87 AAB	DRAFT WHERE APPLICABLE MUST REMAIN WITHIN DIMENSIONS		MOLEX INCORPORATED 60532 U.S.A.	
LTR.	REVISIONS	LTR.	REVISIONS	DRWG. NO. WAZ	SHEET NO. 1 OF 1	DATE 10/26/87	SIZE DA C