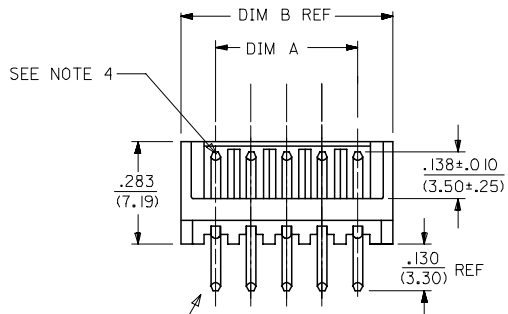
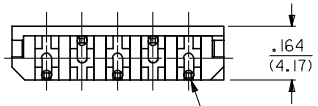
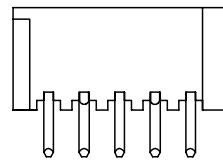
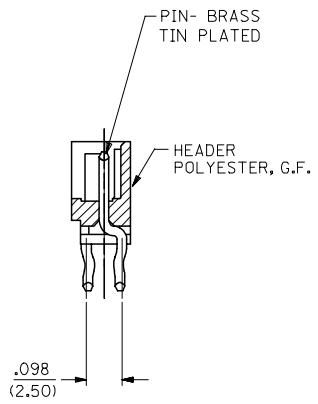


SQUARE CORNER IS CKT 1 IDENTIFIER

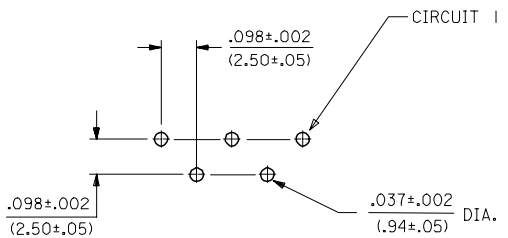


SEE NOTE 4

SEE NOTE 4



CIRCUIT 1



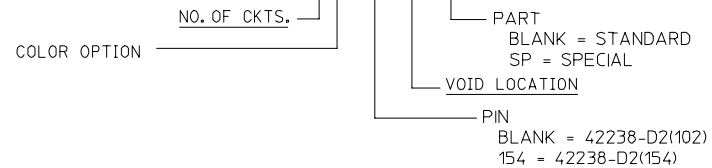
PCB HOLE LAYOUT: COMPONENT SIDE
RECOMMENDED PCB THICKNESS: .062 (1.57)

NOTES:

1. FOR PRODUCT SPECS. SEE PS-42219-0001.
2. ANY VOID COMBINATION LEAVING PINS IN ONE ROW ONLY IS NOT AN AVAILABLE OPTION. THE RESULT WOULD BE MINIMAL BOARD RETENTION.

NO. OF CKTS.	KINK LOC.	DIM A (MM)	DIM B (MM)
2	ALL PINS	(2.50)	(7.42)
3	ALL PINS	(5.00)	(9.92)
4	ALL PINS	(7.50)	(12.42)
5	ALL PINS	(10.00)	(14.92)
6	ALL PINS	(12.50)	(17.40)
7	ALL PINS	(15.00)	(19.90)
8	ALL PINS	(17.50)	(22.40)
9	ALL PINS	(20.00)	(24.90)
10	ALL PINS	(22.50)	(27.40)
11	ALL PINS	(25.00)	(29.90)
12	ALL PINS	(27.50)	(32.40)
13	ALL PINS	(30.00)	(34.90)
14	ALL PINS	(32.50)	(37.40)
15	ALL PINS	(35.00)	(39.90)

A-42249-N*-**-**



ADD P/N 42249-1000 EC NO: UCP2005-1882 DRWNAELHAG 2005/03/18 CHKDELHAG 2005/03/24 APPRFRSMITH 2005/03/24 REV DESCRIPTION	QUALITY SYMBOLS ▽=0 ▽=0	GENERAL TOLERANCES (UNLESS SPECIFIED) mm INCH 4 PLACES ± --- ± --- 3 PLACES ± --- ± .010 2 PLACES ± 0.25 ± .015 1 PLACE ± 0.38 ± --- ANGULAR ±1/2°	DIMENSION STYLE IN/MM DRAWN BY DATE RE 12/17/88 CHECKED BY DATE WRL 12/17/88 APPROVED BY DATE LENZ 12/17/88	SCALE 4:1 DESIGN UNITS METRIC THIRD ANGLE PROJECTION	TITLE 2.5 MM HEADER ASSEMBLY (STAGGERED PINS) MATERIAL NO. SDA-42249-* DOCUMENT NO. SDA-42249-* SHEET NO. 1 OF 4	
	PCB HOLE LAYOUT: COMPONENT SIDE RECOMMENDED PCB THICKNESS: .062 (1.57)	DRAFT WHERE APPLICABLE MUST REMAIN WITHIN DIMENSIONS	THIS DRAWING CONTAINS INFORMATION THAT IS PROPRIETARY TO MOLEX INCORPORATED AND SHOULD NOT BE USED WITHOUT WRITTEN PERMISSION	MOLEX INCORPORATED		
	R4	SIZE C	SEE CHART			SHEET NO. 1 OF 4
	THIS DRAWING CONTAINS INFORMATION THAT IS PROPRIETARY TO MOLEX INCORPORATED AND SHOULD NOT BE USED WITHOUT WRITTEN PERMISSION					

A-42249-NA*				A-422649-NB*				A-42249-NC*					
OPTIONS	HOUSING	42249-N		OPTIONS	HOUSING	42249-NA		OPTIONS	HOUSING	42249-NB			
	COLOR	WHITE			COLOR	BLUE			COLOR	BROWN			
	PIN NO	42238-D2(102)			PIN NO	42238-D2(102)			PIN NO	42238-D2(102)			
	PLATING	102			PLATING	102			PLATING	102			
Ckt	Material No	Engineering No	Void Ckts	Ckt	Material No	Engineering No	Void Ckts	Ckt	Material No	Engineering No	Void Ckts		
2	22-43-6020	A-42249-2A		2	22-44-7026	A-42249-2B		2	22-44-7025	A-42249-2C			
3	22-43-6030	A-42249-3A		3	22-44-7036	A-42249-3B		3	22-44-7035	A-42249-3C			
4	22-43-6040	A-42249-4A		4	22-44-7046	A-42249-4B		4	22-44-7045	A-42249-4C			
5	22-43-6050	A-42249-5A		5	22-44-7056	A-42249-5B		5	22-44-7055	A-42249-5C			
6	22-43-6060	A-42249-6A		6		A-42249-6B		6	22-44-7065	A-42249-6C			
7	22-43-6070	A-42249-7A		7		A-42249-7B		7	22-44-7075	A-42249-7C			
8	22-43-6080	A-42249-8A		8		A-42249-8B		8	22-44-7085	A-42249-8C			
9	22-43-6090	A-42249-9A		9		A-42249-9B		9	22-44-7095	A-42249-9C			
10	22-43-6100	A-42264910A		10		A-42264910B		10	22-44-7105	A-42249-10C			
11	22-43-6110	A-42249-11A		11		A-42249-11B		11	22-44-7115	A-42249-11C			
12	22-43-6120	A-42249-12A		12		A-42249-12B		12	22-44-7125	A-42249-12C			
13	22-43-6130	A-42249-13A		13		A-42249-13B		13	22-44-7135	A-42249-13C			
14	22-43-6140	A-42249-14A		14		A-42249-14B		14	22-44-7145	A-42249-14C			
15	22-43-6150	A-42249-15A		15		A-42249-15B		15	22-44-7155	A-42249-15C			
	22-43-6041	A-42249-4A-2	2										
	22-43-6042	A-42249-4A-3	3										
	22-43-6063	A-42249-6A-51	3,5										
	22-43-6064	A-42249-6A-52	2,4										
	22-43-6032	A-42249-3A-3	3										
	022-43-6073	A-42249-07A-51	2,5										
	022-43-6072	A-42249-07A-3	3										
	022-43-6074	A-42249-07A-5	5										
	022-43-6075	A-42249-07A-52	3,6										
	022-43-6061	A-42249-06A-5	5										
	022-43-6065	A-42249-06A-2	2										
REV:	SEE SHEET 1 3/24/2005			TITLE:	2.5 MM HEADER ASSEMBLY (STAGGERED PINS)						SHEET No.	- 2 -	
DOCUMENT NUMBER: SDA-42249-*				CREATED / REVISED BY: ELHAG			CHECKED BY: ELHAG			APPROVED BY: FSMITH			

