

## SPECIFICATIONS

## D-SUB Connector

### Mechanical

**Contact Retention Force:** 1.36kg (3.00Lb) min.  
**Contact Engagement Force:** 0.34kg (0.75Lb) max.  
**Contact Separation Force:** 0.021kg (0.05Lb) min.  
**Durability:** 500 Cycles

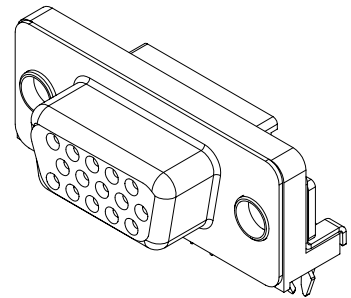
### Electrical

**Current Rating:** 2A  
**Contact Resistance:** 15mΩ max.  
**Dielectric Withstanding Voltage:** 1000V AC/1min min.  
**Insulation Resistance:** 5000MΩ min.

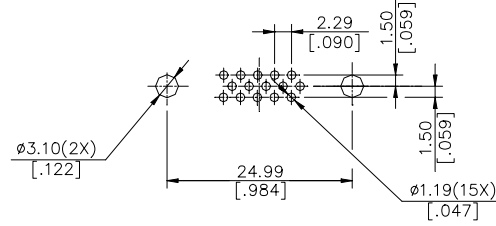
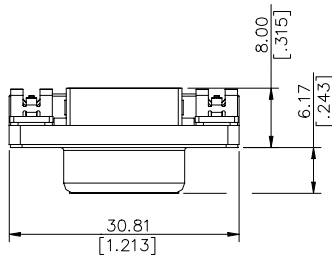
### Physical

**Housing:** Thermoplastic, UL 94V-0 rated in Blue 661C Color  
**Contact:** Copper alloy  
**Plating:** See "ORDERING INFORMATION"  
**Operating Temperature:** -20°C to +85°C  
**Recommended Thickness of PCB:** 1.57[.062]

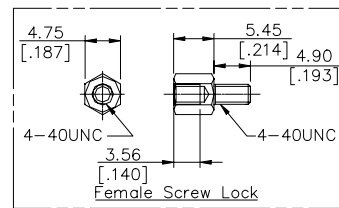
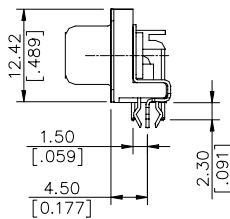
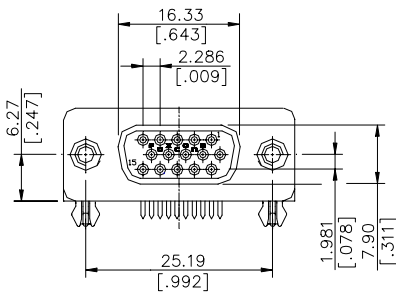
**DZ Series**  
**Right Angle, T/H Type**  
**2.29mm [.090"] Pitch**  
**15 Pos.**



## DRAWING



RECOMMENDED P.C.B. LAYOUT



## ORDERING INFORMATION

PRODUCT NO.: DZ 1 1 A 7 \* - P\*\*

VGA Series  
 Body Type  
 1=Right Angle PCB Mount  
 Termination Type  
 1=Female  
 NO. of Pos.  
 A=H/D 15 Pos.  
 Body Length  
 7=4.5

Extension Code  
 Contact Area Plating  
 1=Gold Flash  
 2=20u" Gold  
 3=30u" Gold  
 6=10u" Gold  
 7=15u" Gold  
 F=Gold Flash(Lead Free)

DZ11A7*-P19	WITH FEMALE SCREW LOCK
DZ11A7*-P18	WITHOUT FEMALE SCREW LOCK
P/N	CHARACTER