



SD101AW~SD101CW

SURFACE MOUNT SCHOTTKY BARRIER

VOLTAGE 40 to 60 Volts **CURRENT** 0.35 Amperes

SOD-123

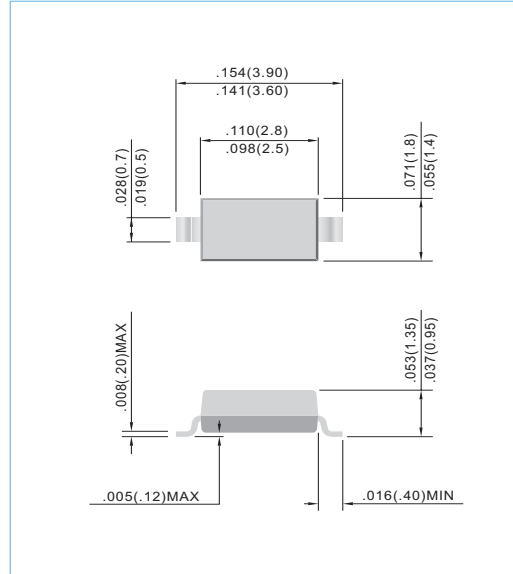
Unit: inch (mm)

FEATURES

- Very Low VF : 0.36V (Typ) at $I_F=1\text{mA}$
- Low Capacitance : 0.95pF (Typ) at $V_R=1\text{V}$
- Extremely Fast Switching Speed
- Lead free in comply with EU RoHS 2002/95/EC directives
- Green molding compound as per IEC61249 Std. . (Halogen Free)

MECHANICAL DATA

- Case: SOD-123, Plastic
- Terminals: Solderable per MIL-STD-750, Method 2026
- Approx. Weight: 0.008 gram



ABSOLUTE RATINGS AND THERMAL CHARACTERISTICS

PARAMETER	Symbol	Value			Units
		SD101AW	SD101BW	SD101CW	
Marking		S2	S3	S4	
Maximum DC and Peak Reverse Voltage	V_R, V_{RRM}	60	50	40	V
Maximum Forward Surge Current $t=0.01\text{ms}$	I_{FSM}	2			A
Power Dissipation (Notes 1)	P_{TOT}	400			mW
Thermal Resistance, Junction to Ambient (Notes 1)	$R_{\theta JA}$	250			$^{\circ}\text{C/W}$
Junction Temperature	T_J	-55 to 125			$^{\circ}\text{C}$
Storage Temperature	T_{STG}	-55 to 125			$^{\circ}\text{C}$

Note : 1.FR-4 Board = 70 x 60 x 1mm.



SD101AW~SD101CW

ELECTRICAL CHARACTERISTICS (T_J=25°C, unless otherwise noted)

PARAMETER	Symbol	Test Condition	MIN.	TYP.	MAX.	Units	
Reverse Breakdown Voltage	V _(BR)	I _R =10μA	SD101AW	60			V
			SD101BW	50			
			SD101CW	40			
Reverse Leakage Current	I _R	V _R =50V V _R =40V V _R =30V	SD101AW	-	-	0.2	μA
			SD101BW	-	-	0.2	
			SD101CW	-	-	0.2	
Forward Voltage	V _F	I _F =1mA	SD101AW	-	-	0.41	V
			SD101BW	-	-	0.40	
		I _F =15mA	SD101AW	-	-	1.00	V
			SD101BW	-	-	0.95	
Total Capacitance	C _J	V _R =0V, f=1.0MHz	SD101AW	-	-	2.0	pF
			SD101BW	-	-	2.1	
			SD101CW	-	-	2.2	
Reverse Recovery Time	t _{rr}	I _F =I _R =5mA, I _{rr} =0.1I _R	-	-	1.0	ns	

ELECTRICAL CHARACTERISTICS CURVES

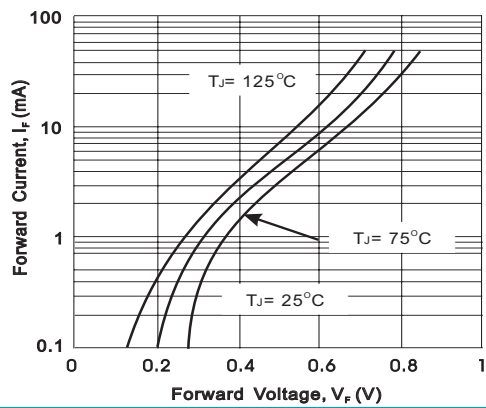


Fig.1- TYPICAL FORWARD VOLTAGE

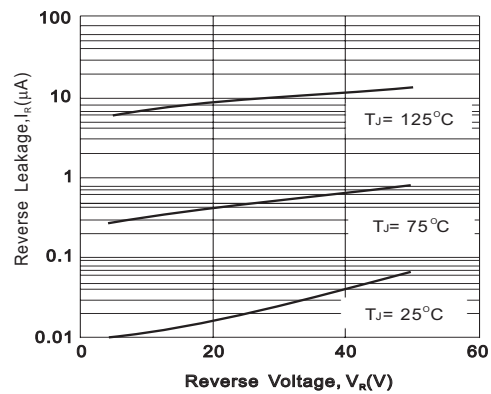


Fig.2- TYPICAL REVERSE CURRENT

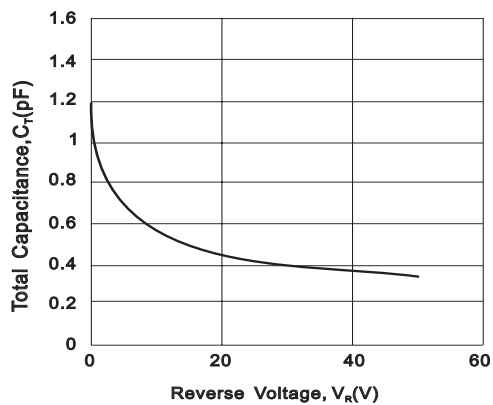


Fig.3- TYPICAL TOTAL CAPACITANCE

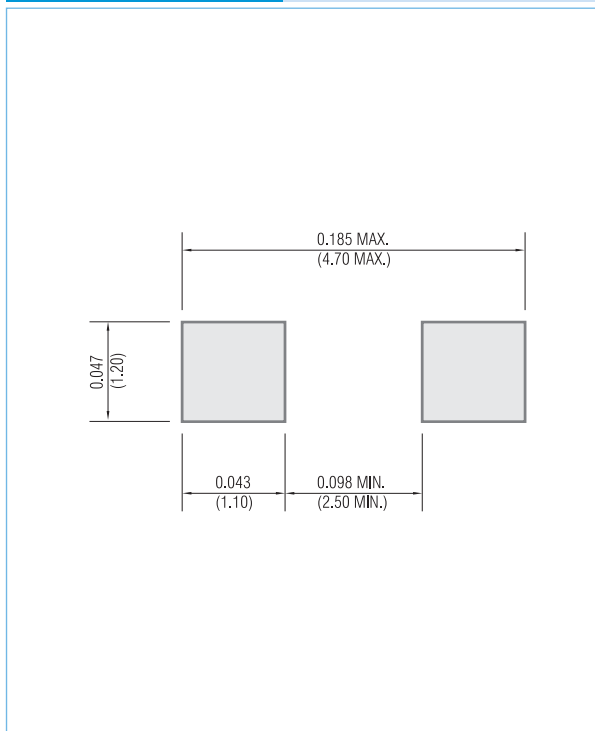


SD101AW~SD101CW

MOUNTING PAD LAYOUT

SOD-123

Unit: inch (mm)



ORDER INFORMATION

- Packing information
 - T/R - 10K per 13" plastic Reel
 - T/R - 3K per 7" plastic Reel

LEGAL STATEMENT

Copyright PanJit International, Inc 2012

The information presented in this document is believed to be accurate and reliable. The specifications and information herein are subject to change without notice. Pan Jit makes no warranty, representation or guarantee regarding the suitability of its products for any particular purpose. Pan Jit products are not authorized for use in life support devices or systems. Pan Jit does not convey any license under its patent rights or rights of others.