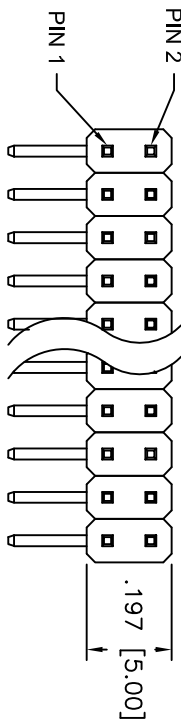
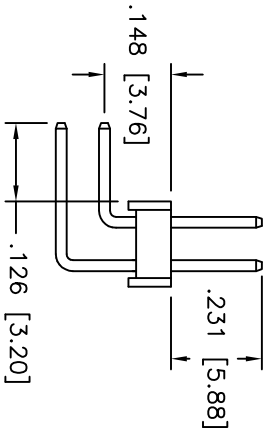
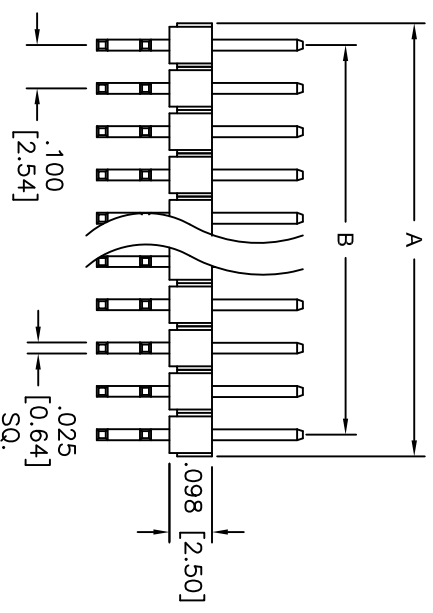
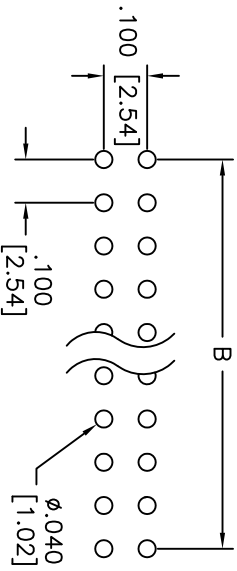


Rev	AWO #	Description	Date	Appr
-		RELEASED	6/7/71	

APPROVED: _____
 DATE: _____ TITLE: _____



RECOMMENDED PCB LAYOUT



A = .100 [2.54] X No. of Positions
 B = .100 [2.54] X No. of Spaces

SPECIFICATIONS:

Material:

Insulator: PBT, rated UL 94V-0

Insulator color: Black

Contacts: Brass

Plating:

Gold flash over Nickel underplate overall

Electrical:

Operating voltage: 250 VAC max

Current rating: 3 Amps max

Contact resistance: 20 mohms max. Initial

Insulation resistance: 5000 Mohms min @ 500 VDC

Dielectric withstanding voltage: 1000 VAC for 1 minute

Temperature Rating:

Operating temperature: -55°C to +105°C

Environmental:

Lead free, RoHS compliant.

Recommended soldering temp: 235°C for 5 sec.



UNLESS OTHERWISE SPECIFIED
 ALL DIMENSIONS ARE INCHES [MM]
 TOLERANCES: EXCEPT AS NOTED
 INCHES Holes
 .X ± .10 ØX ± .10
 .XX ± .020 ØXX ± .015
 .XXX ± .015 ØXXX ± .010

ADAM TECH

909 Rahway Avenue, Union, NJ 07083
 Phone: 908-687-5000 Fax: 908-687-5710

TITLE: .100 [2.54] DUAL ROW PIN HEADER, GOLD PLATED

DRAWN	DY	6/17/11
CHECKED		
APPROVED		

SIZE	PART NO.	REV.
X	PH2RA-XX-U-231/.126/148	-
REF:	S00099T	SCALE: NIS
		SHEET 1 OF 1