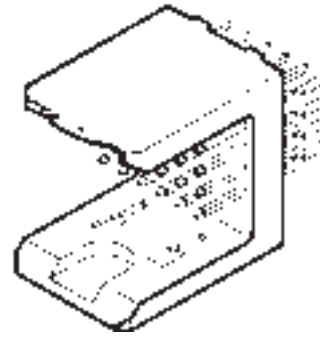



Male Signal Modules - Wide Wall - Pressfit Termination - 4 Row



Features

- Designed to conform with IEC61076-4-104, EIAis64, IEEE P896 Futurebus+, IEEE P1596 SCI and IEC 917 metric modular order
- Stackable with other TEMPUS modules, with no loss of positions
- Sequential mating provides live insertion capability
- High performance contacts, high hertz stress, 1000 cycles minimum
- High I/O, 20 contacts per linear centimetre (51 contacts per linear inch)
- High temperature materials, not affected by reflow solder process
- Wide wall design for system tolerant 2,50 (.098) out-of-centre board insertion

Technical Data

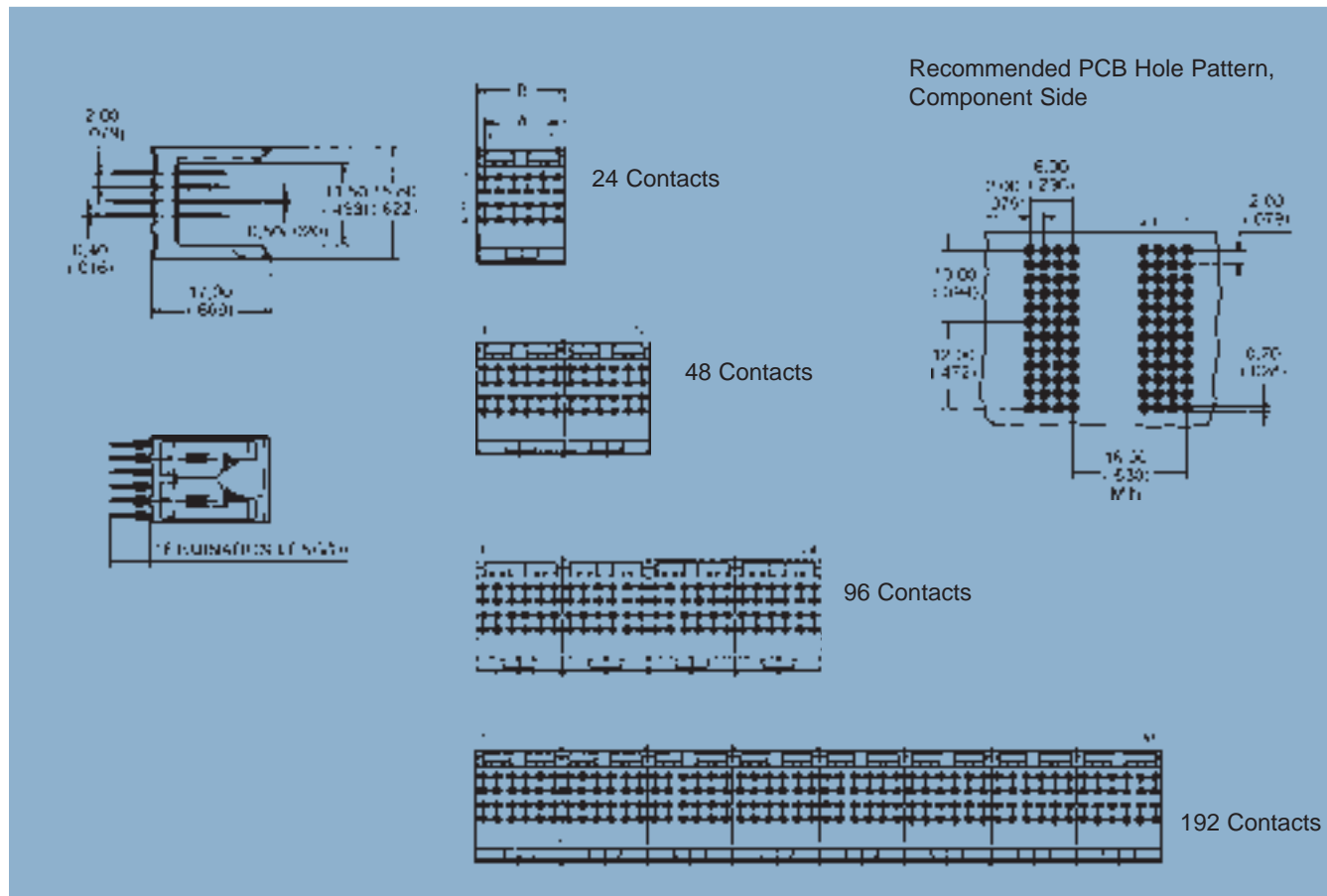
Mechanical Data

Contact Pitch	2,00 x 2,00 (.079 x .079)
Polarisation	By design
Coding	With coding key, see page 64
Housing Material	Liquid Crystal Polymer, UL94V-0 or PPS, UL94V-0
Termination	Eye of needle compliant section, tin/lead plated
Termination p.t.h.	∅ 0,70 (.028), refer to page 73
Board Guiding Left to Right	2,50 - 2,50 (.100 - .100)
Top to Bottom	1,50 - 1,50 (.060 - .060)
Board Slot Pitch	16,00 (.630) min.
Contact Material	Phosphor bronze
Hertz Stress	1200 MPa (174 klbf / sq. in.)
Class 1	1000 cycles minimum
Plating	Palladium Nickel plus Gold over Nickel
Insertion Force	0,45 N (1.6 oz) max. per contact
Withdrawal Force	0,15 N (0,5 oz) min. per contact

Electrical Data

Current Rating	1,50 A at 25°C; 1,00 A at 70°C
Withstanding Voltage	1000 Vrms
Insulation Resistance	Initial: 5000MΩ; after climatic test: 1000 MΩ
Contact Resistance	45 mΩ maximum

Male Signal Modules - Wide Wall - Pressfit Termination - 4 Row



No. of Contacts	A	B
24	10,00 (.394)	11,95 (.470)
48	22,00 (.866)	23,95 (.943)
96	46,00 (1.811)	47,95 (1.888)
192	94,00 (3.701)	95,95 (3.778)

No. of Contacts	Part numbers*	Termination	Contact Arrangement Row			
			a	b	c	d
24	CBC20A00-024WDP1-1-1	Press-fit, 4,30 (.169) tail	5,00 (.197)	5,00 (.197)	5,00 (.197)	5,00 (.197)
24	CBC20A00-024WDP1-2-1	Press-fit, 4,30 (.169) tail	6,50 (.256)	5,00 (.197)	5,00 (.197)	5,00 (.197)
24	CBC20A00-024WDP1-3-1	Press-fit, 4,30 (.169) tail	6,50 (.256)	5,75 (.226)	5,75 (.226)	6,50 (.256)
24	CBC20A00-024WDP1-4-1	Press-fit, 4,30 (.169) tail	7,25 (.285)	6,50 (.256)	6,50 (.256)	7,25 (.285)
24	CBC20A00-024WDP1-5-1	Press-fit, 4,30 (.169) tail	6,50 (.256)	6,50 (.256)	6,50 (.256)	6,50 (.256)
24	CBC20A00-024WDP1-8-1	Press-fit, 4,30 (.169) tail	5,75 (.226)	7,25 (.285)	5,75 (.226)	5,75 (.226)
24	CBC20A00-024WDU1-1-1	Press-fit, 13,60 (.535) tail	5,00 (.197)	5,00 (.197)	5,00 (.197)	5,00 (.197)

(Continued on next page)

* Part numbers in **blue letters** typeface indicate high runner products: usually available with shorter lead times.

Male Signal Modules - Wide Wall - Pressfit Termination - 4 Row

No. of Contacts	Part numbers*	Termination	Contact Arrangement Row			
			a	b	c	d
24	CBC20A00-024WDU1-2-1	Press-fit, 13,60 (.535) tail	6,50 (.256)	5,00 (.197)	5,00 (.197)	5,00 (.197)
24	CBC20A00-024WDU1-3-1	Press-fit, 13,60 (.535) tail	6,50 (.256)	5,75 (.226)	5,75 (.226)	6,50 (.256)
24	CBC20A00-024WDU1-4-1	Press-fit, 13,60 (.535) tail	7,25 (.285)	6,50 (.256)	6,50 (.256)	7,25 (.285)
24	CBC20A00-024WDU1-5-1	Press-fit, 13,60 (.535) tail	6,50 (.256)	6,50 (.256)	6,50 (.256)	6,50 (.256)
24	CBC20A00-024WDU1-8-1	Press-fit, 13,60 (.535) tail	5,75 (.226)	7,25 (.285)	5,75 (.226)	5,75 (.226)
24	CBC20A00-024WDV2-1-1	Press-fit, 17,00 (.669) tail	5,00 (.197)	5,00 (.197)	5,00 (.197)	5,00 (.197)
24	CBC20A00-024WDV2-2-1	Press-fit, 17,00 (.669) tail	6,50 (.256)	5,00 (.197)	5,00 (.197)	5,00 (.197)
24	CBC20A00-024WDV2-3-1	Press-fit, 17,00 (.669) tail	6,50 (.256)	5,75 (.226)	5,75 (.226)	6,50 (.256)
24	CBC20A00-024WDV2-4-1	Press-fit, 17,00 (.669) tail	7,25 (.285)	6,50 (.256)	6,50 (.256)	7,25 (.285)
24	CBC20A00-024WDV2-5-1	Press-fit, 17,00 (.669) tail	6,50 (.256)	6,50 (.256)	6,50 (.256)	6,50 (.256)
24	CBC20A00-024WDV2-8-1	Press-fit, 17,00 (.669) tail	5,75 (.226)	7,25 (.285)	5,75 (.226)	5,75 (.226)
48	CBC20B00-048WDP1-1-1	Press-fit, 4,30 (.169) tail	5,00 (.197)	5,00 (.197)	5,00 (.197)	5,00 (.197)
48	CBC20B00-048WDP1-2-1	Press-fit, 4,30 (.169) tail	6,50 (.256)	5,00 (.197)	5,00 (.197)	5,00 (.197)
48	CBC20B00-048WDP1-3-1	Press-fit, 4,30 (.169) tail	6,50 (.256)	5,75 (.226)	5,75 (.226)	6,50 (.256)
48	CBC20B00-048WDP1-4-1	Press-fit, 4,30 (.169) tail	7,25 (.285)	6,50 (.256)	6,50 (.256)	7,25 (.285)
48	CBC20B00-048WDP1-5-1	Press-fit, 4,30 (.169) tail	6,50 (.256)	6,50 (.256)	6,50 (.256)	6,50 (.256)
48	CBC20B00-048WDP1-8-1	Press-fit, 4,30 (.169) tail	5,75 (.226)	7,25 (.285)	5,75 (.226)	5,75 (.226)
48	CBC20B00-048WDU1-1-1	Press-fit, 13,60 (.535) tail	5,00 (.197)	5,00 (.197)	5,00 (.197)	5,00 (.197)
48	CBC20B00-048WDU1-2-1	Press-fit, 13,60 (.535) tail	6,50 (.256)	5,00 (.197)	5,00 (.197)	5,00 (.197)
48	CBC20B00-048WDU1-3-1	Press-fit, 13,60 (.535) tail	6,50 (.256)	5,75 (.226)	5,75 (.226)	6,50 (.256)
48	CBC20B00-048WDU1-4-1	Press-fit, 13,60 (.535) tail	7,25 (.285)	6,50 (.256)	6,50 (.256)	7,25 (.285)
48	CBC20B00-048WDU1-5-1	Press-fit, 13,60 (.535) tail	6,50 (.256)	6,50 (.256)	6,50 (.256)	6,50 (.256)
48	CBC20B00-048WDU1-8-1	Press-fit, 13,60 (.535) tail	5,75 (.226)	7,25 (.285)	5,75 (.226)	5,75 (.226)
48	CBC20B00-048WDV2-1-1	Press-fit, 17,00 (.669) tail	5,00 (.197)	5,00 (.197)	5,00 (.197)	5,00 (.197)
48	CBC20B00-048WDV2-2-1	Press-fit, 17,00 (.669) tail	6,50 (.256)	5,00 (.197)	5,00 (.197)	5,00 (.197)
48	CBC20B00-048WDV2-3-1	Press-fit, 17,00 (.669) tail	6,50 (.256)	5,75 (.226)	5,75 (.226)	6,50 (.256)
48	CBC20B00-048WDV2-4-1	Press-fit, 17,00 (.669) tail	7,25 (.285)	6,50 (.256)	6,50 (.256)	7,25 (.285)
48	CBC20B00-048WDV2-5-1	Press-fit, 17,00 (.669) tail	6,50 (.256)	6,50 (.256)	6,50 (.256)	6,50 (.256)
48	CBC20B00-048WDV2-8-1	Press-fit, 17,00 (.669) tail	5,75 (.226)	7,25 (.285)	5,75 (.226)	5,75 (.226)
96	CBC20C00-096WDP1-1-1	Press-fit, 4,30 (.169) tail	5,00 (.197)	5,00 (.197)	5,00 (.197)	5,00 (.197)
96	CBC20C00-096WDP1-2-1	Press-fit, 4,30 (.169) tail	6,50 (.256)	5,00 (.197)	5,00 (.197)	5,00 (.197)
96	CBC20C00-096WDP1-3-1	Press-fit, 4,30 (.169) tail	6,50 (.256)	5,75 (.226)	5,75 (.226)	6,50 (.256)
96	CBC20C00-096WDP1-4-1	Press-fit, 4,30 (.169) tail	7,25 (.285)	6,50 (.256)	6,50 (.256)	7,25 (.285)
96	CBC20C00-096WDP1-5-1	Press-fit, 4,30 (.169) tail	6,50 (.256)	6,50 (.256)	6,50 (.256)	6,50 (.256)
96	CBC20C00-096WDP1-8-1	Press-fit, 4,30 (.169) tail	5,75 (.226)	7,25 (.285)	5,75 (.226)	5,75 (.226)
96	CBC20C00-096WDU1-1-1	Press-fit, 13,60 (.535) tail	5,00 (.197)	5,00 (.197)	5,00 (.197)	5,00 (.197)
96	CBC20C00-096WDU1-2-1	Press-fit, 13,60 (.535) tail	6,50 (.256)	5,00 (.197)	5,00 (.197)	5,00 (.197)

(Continued on next page)

* Part numbers in **blue letters** typeface indicate high runner products: usually available with shorter lead times.

Male Signal Modules - Wide Wall - Pressfit Termination - 4 Row

No. of Contacts	Part numbers*	Termination	Contact Arrangement Row			
			a	b	c	d
96	CBC20B00-096WDU1-3-1	Press-fit, 13,60 (.535) tail	6,50 (.256)	5,75 (.226)	5,75 (.226)	6,50 (.256)
96	CBC20B00-096WDU1-4-1	Press-fit, 13,60 (.535) tail	7,25 (.285)	6,50 (.256)	6,50 (.256)	7,25 (.285)
96	CBC20B00-096WDU1-5-1	Press-fit, 13,60 (.535) tail	6,50 (.256)	6,50 (.256)	6,50 (.256)	6,50 (.256)
96	CBC20B00-096WDU1-8-1	Press-fit, 13,60 (.535) tail	5,75 (.226)	7,25 (.285)	5,75 (.226)	5,75 (.226)
96	CBC20B00-096WDV2-1-1	Press-fit, 17,00 (.669) tail	5,00 (.197)	5,00 (.197)	5,00 (.197)	5,00 (.197)
96	CBC20B00-096WDV2-2-1	Press-fit, 17,00 (.669) tail	6,50 (.256)	5,00 (.197)	5,00 (.197)	5,00 (.197)
96	CBC20B00-096WDV2-3-1	Press-fit, 17,00 (.669) tail	6,50 (.256)	5,75 (.226)	5,75 (.226)	6,50 (.256)
96	CBC20B00-096WDV2-4-1	Press-fit, 17,00 (.669) tail	7,25 (.285)	6,50 (.256)	6,50 (.256)	7,25 (.285)
96	CBC20B00-096WDV2-5-1	Press-fit, 17,00 (.669) tail	6,50 (.256)	6,50 (.256)	6,50 (.256)	6,50 (.256)
96	CBC20B00-096WDV2-8-1	Press-fit, 17,00 (.669) tail	5,75 (.226)	7,25 (.285)	5,75 (.226)	5,75 (.226)
192	CBC20B00-192WDP1-1-1	Press-fit, 4,30 (.169) tail	5,00 (.197)	5,00 (.197)	5,00 (.197)	5,00 (.197)
192	CBC20B00-192WDP1-2-1	Press-fit, 4,30 (.169) tail	6,50 (.256)	5,00 (.197)	5,00 (.197)	5,00 (.197)
192	CBC20B00-192WDP1-3-1	Press-fit, 4,30 (.169) tail	6,50 (.256)	5,75 (.226)	5,75 (.226)	6,50 (.256)
192	CBC20B00-192WDP1-4-1	Press-fit, 4,30 (.169) tail	7,25 (.285)	6,50 (.256)	6,50 (.256)	7,25 (.285)
192	CBC20B00-192WDP1-5-1	Press-fit, 4,30 (.169) tail	6,50 (.256)	6,50 (.256)	6,50 (.256)	6,50 (.256)
192	CBC20B00-192WDP1-8-1	Press-fit, 4,30 (.169) tail	5,75 (.226)	7,25 (.285)	5,75 (.226)	5,75 (.226)
192	CBC20B00-192WDU1-1-1	Press-fit, 13,60 (.535) tail	5,00 (.197)	5,00 (.197)	5,00 (.197)	5,00 (.197)
192	CBC20B00-192WDU1-2-1	Press-fit, 13,60 (.535) tail	6,50 (.256)	5,00 (.197)	5,00 (.197)	5,00 (.197)
192	CBC20B00-192WDU1-3-1	Press-fit, 13,60 (.535) tail	6,50 (.256)	5,75 (.226)	5,75 (.226)	6,50 (.256)
192	CBC20B00-192WDU1-4-1	Press-fit, 13,60 (.535) tail	7,25 (.285)	6,50 (.256)	6,50 (.256)	7,25 (.285)
192	CBC20B00-192WDU1-5-1	Press-fit, 13,60 (.535) tail	6,50 (.256)	6,50 (.256)	6,50 (.256)	6,50 (.256)
192	CBC20B00-192WDU1-8-1	Press-fit, 13,60 (.535) tail	5,75 (.226)	7,25 (.285)	5,75 (.226)	5,75 (.226)
192	CBC20B00-192WDV2-1-1	Press-fit, 17,00 (.669) tail	5,00 (.197)	5,00 (.197)	5,00 (.197)	5,00 (.197)
192	CBC20B00-192WDV2-2-1	Press-fit, 17,00 (.669) tail	6,50 (.256)	5,00 (.197)	5,00 (.197)	5,00 (.197)
192	CBC20B00-192WDV2-3-1	Press-fit, 17,00 (.669) tail	6,50 (.256)	5,75 (.226)	5,75 (.226)	6,50 (.256)
192	CBC20B00-192WDV2-4-1	Press-fit, 17,00 (.669) tail	7,25 (.285)	6,50 (.256)	6,50 (.256)	7,25 (.285)
192	CBC20B00-192WDV2-5-1	Press-fit, 17,00 (.669) tail	6,50 (.256)	6,50 (.256)	6,50 (.256)	6,50 (.256)
192	CBC20B00-192WDV2-8-1	Press-fit, 17,00 (.669) tail	5,75 (.226)	7,25 (.285)	5,75 (.226)	5,75 (.226)

* Part numbers in **blue letters** typeface indicate high runner products: usually available with shorter lead times.

Packaging Quantity

Performance 1000 mating cycles min.

Contacts	In Tube	In Tray
24	44	330
48	22	165
96	11	75
192	5	30

Note:

Minimum order quantities apply

All part numbers shown refer to connectors supplied in trays. For connectors supplied in tubes add the designation **-VR** to the end of the part number.

Performance 1000 mating cycles min.