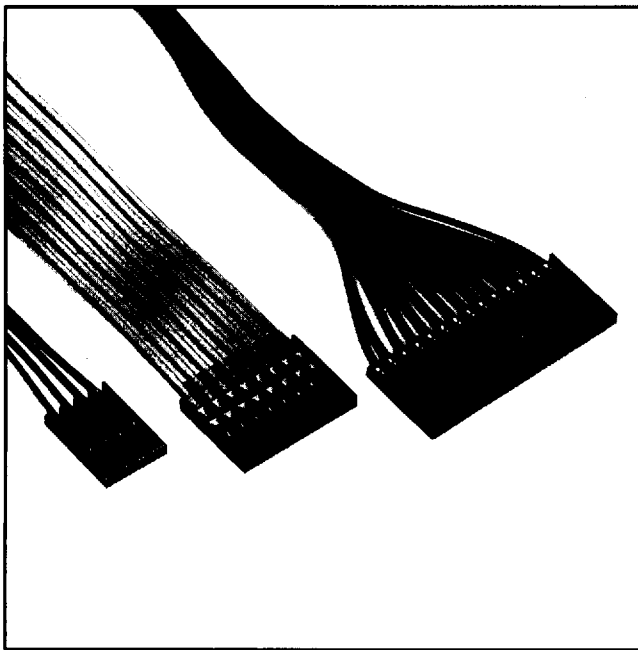


.100" Wiremount Socket

.100" Pitch Notched Cable or Discrete Wire

CHG Series



- One row, side-to-side stackable
- Mates to 3M one row pin strip headers
- 17 standard sizes, 2–36 positions
- Twin slot IDC provides four points of contact
- Exclusive L/H 4-wipe contact
- Two plating options
- 3435-0 keying plug is optional — order separately

TS-0189-10
Sheet 1 of 2

42

Physical

Insulation

Material: Glass Filled Polyester (PBT)

Flammability: UL 94V-0

Color: Gray

Contact

Material: Copper Alloy

Plating

Option P

First Wipe Area: 30 μ " [0.76 μ m] Gold — MIL-G-45204, Type II, Grade C

Second Wipe Area,

Underplating & U-Slot: 100 μ " [2.54 μ m] Nickel — QQ-N-290, Class 2

Option R

First & Second Wipe Area: 100 μ " [2.54 μ m] Tin Lead — MIL-P-81728

First & Second

Underplating & U-Slot: 100 μ " [2.54 μ m] Nickel — QQ-N-290, Class 2

Wire Accommodation: See Ordering Information for Options

Marking: 3M Logo, Part Identification and Orientation Triangle

Electrical

Current Rating: 22-24 AWG: 2 A; 26-28 AWG: 1.5 A

Insulation Resistance: $> 1 \times 10^9 \Omega$ at 500 Vdc

Withstanding Voltage: 1000 Vrms at Sea Level

Environmental

Temperature Rating: -55°C to $+105^\circ\text{C}$

UL File No.: E68080

3M Electronic Products Division

<http://www.3M.com/interconnects/>

114

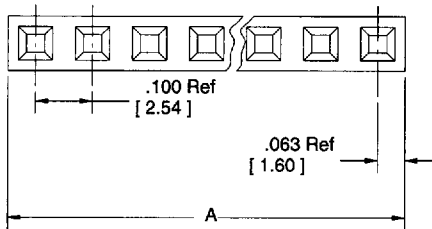
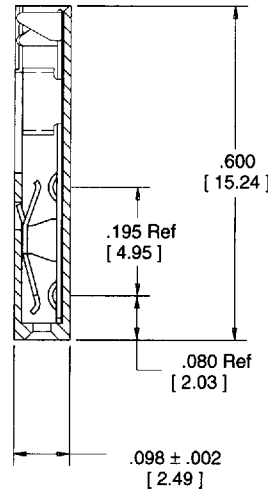
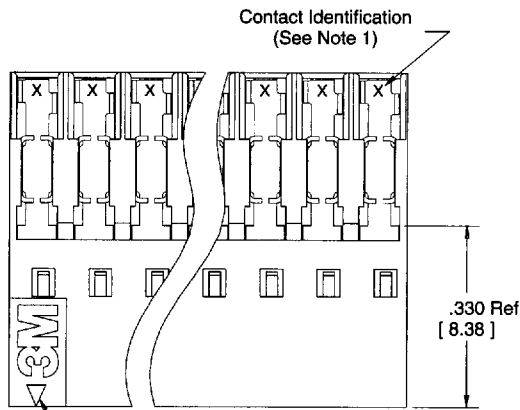
For technical, sales or ordering information call
800-225-5373

D 19F ■ 9035312 0004311 145 ■

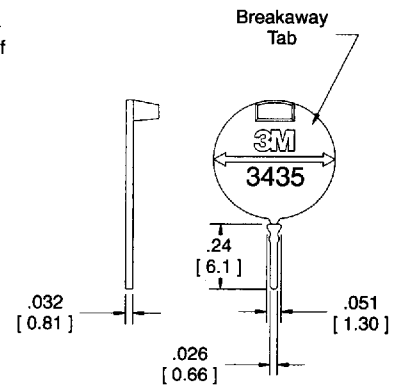
.100" Wiremount Socket

.100" Pitch Notched Cable or Discrete Wire

CHG Series



Contact Quantity	Dimension A ± .006 [± 0.15]
02	0.225 [5.72]
03	0.325 [8.26]
04	0.425 [10.80]
05	0.525 [13.34]
06	0.625 [15.88]
07	0.725 [18.42]
08	0.825 [20.96]
09	0.925 [23.50]
10	1.025 [26.04]
14	1.425 [36.20]
15	1.525 [38.74]
16	1.625 [41.28]
20	2.025 [51.44]
25	2.525 [64.14]
28	2.825 [71.76]
32	3.225 [81.92]
36	3.625 [92.08]



3435-0 Keying Plug

Notes:

- Contact Wire size Identification: "6" - 26 and 28 AWG
"2" - 22 and 24 AWG
- Insulation O.D. = .054 [1.37] Max
- Recommended to be mated to a .100" x .100" Pin Strip Header with either a .235" [5.97] or a .318" [8.08] mating pin length. 929 Series, 2400 Series and 2300 Series.
- Other sizes, polarizations and plating options are available as a special order. Higher minimum quantities and lead times will apply.



**Inch
[mm]**

Tolerance Unless Noted			
	.0	.00	.000
Inch	± .1	± .01	± .005

[] Dimensions for Reference only

Ordering Information

CHG-10XX-001010-KXX

Contact Quantity:
See Table

Wire Size Options:
C = 26 and 28 AWG
Solid and Stranded
E = 22 AWG Stranded and
24 AWG Solid or Stranded

*Plating Options:
P = Wipe Area: Gold
R = Entire Contact: Tin Lead

*Contact is plated initially with
100 μ" [2.54 μm] Nickel

TS-0189-10
Sheet 2 of 2