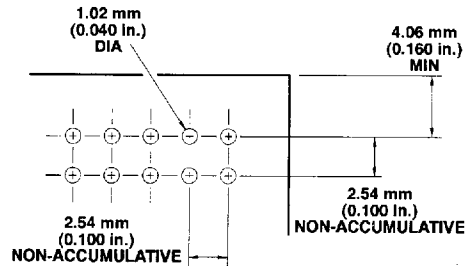
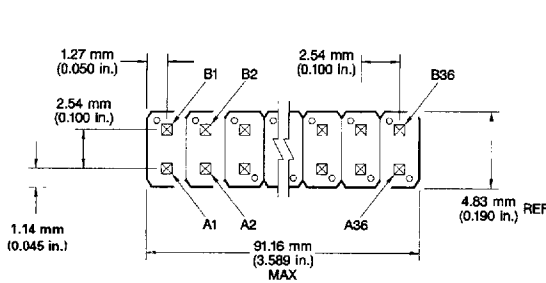
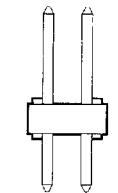
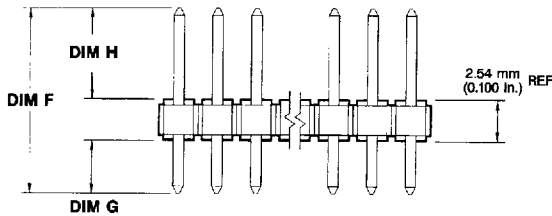


Unshrouded Headers
2.54 x 2.54 mm (0.100 x 0.100 in.)

Description
Straight 2-Row BergStik® II Headers



RECOMMENDED HOLE PATTERN

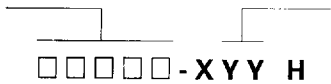


**STANDARD
SOLDER TAIL**

A183996-0198 A

Ordering Data

Base number specifies pin length and style



These digits specify total number of positions (2 through 72)

This digit specifies plating

High temperature plastic

Plating

0.76 µm (30 pin.) gold over 1.27 µm (50 pin.) nickel	-1YY	3.81 µm (150 pin.) tin-lead	-4YY
0.38 µm (15 pin.) gold over 1.27 µm (50 pin.) nickel	-2YY	0.38 µm (15 pin.) GXT™ over 1.27 µm (50 pin.) nickel	-5YY
1.27 µm (50 pin.) gold over 1.27 µm (50 pin.) nickel	-3YY	0.76 µm (30 pin.) GXT™ over 1.27 µm (50 pin.) nickel	-6YY

Part Numbers	Dimensions					
	H-Mating (Length Above Plastic)		G-Tail (Length Below Plastic)		F (Overall Pin Length)	
	mm	in.	mm	in.	mm	in.
95105-XYXH	3.66	0.144	3.20	0.126	9.40	0.370
95645-XYXH	3.81	0.150	2.54	0.100	8.89	0.350
78269-XYXH	4.83	0.190	2.41	0.095	9.78	0.385
79425-XYXH	4.83	0.190	3.05	0.120	10.41	0.410
93217-XYXH	5.08	0.200	2.41	0.095	10.03	0.395
69157-XYXH	5.08	0.200	2.79	0.110	10.41	0.410
68783-XYXH	5.84	0.230	1.14	0.045	9.53	0.375
67996-XYXH	5.84	0.230	2.41	0.095	10.80	0.425
68692-XYXH	5.84	0.230	2.54	0.100	10.92	0.430
68737-XYXH	5.84	0.230	2.79	0.110	11.18	0.440
67997-XYXH	5.84	0.230	3.05	0.120	11.43	0.450
68602-XYXH	5.84	0.230	3.81	0.150	12.19	0.480
68739-XYXH	5.84	0.230	3.96	0.156	12.34	0.486
68438-XYXH	5.84	0.230	5.72	0.225	14.10	0.555
69133-XYXH	5.84	0.230	7.24	0.285	15.62	0.615
68799-XYXH	5.84	0.230	15.11	0.595	23.50	0.925
78286-XYXH	6.10	0.240	4.06	0.160	12.70	0.500
86503-XYXH	6.35	0.250	3.05	0.120	11.94	0.470
68491-XYXH	6.48	0.255	3.05	0.120	12.07	0.475
78212-XYXH	6.60	0.260	8.89	0.350	18.03	0.710
68481-XYXH	7.24	0.285	2.41	0.095	12.19	0.480
68734-XYXH	7.24	0.285	5.84	0.230	15.62	0.615
87203-XYXH	7.49	0.295	3.81	0.150	13.84	0.545
78988-XYXH	7.75	0.305	3.43	0.135	13.72	0.540

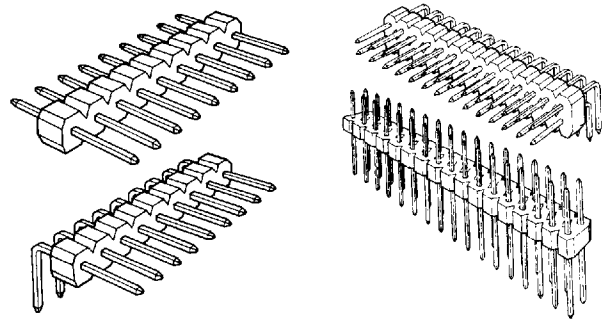
Ordering data shown is for our standard product offering. For non-standard or custom products, contact your authorized Berg Electronics representative.

9005411 0002560 099

Unshrouded Headers

2.54 x 2.54 mm (0.100 x 0.100 in.)
Centerlines

BergStik® II Headers
BergCon® System



A183396-0775

Features

- 1-Row: 1 through 36 total positions.
2-Row: 2 through 72 total positions.
3-Row: 9 through 108 total positions.
- End-to-end and side-to-side stackable on 2.54 mm (0.100 in.) centerlines.
- Can be manually broken to the desired length.
- Drawn (not stamped) 0.64 mm (0.025 in.) square wire presents four surfaces of equal quality.
- Standoffs allow cleaning to eliminate soldering contaminants.
- Optional retention tail provides 2.224 N (0.5 lbf) minimum retention prior to soldering on 1.58 mm (0.062 in.) thick pc boards.
- High-temperature plastic for infra-red soldering operations.
- Available with gold, GXT™ (palladium nickel allow with gold flash) and tin-lead platings.

Options

- Advanced ground.
- Retentive leg solder tails.
- Custom polarization available.

Mating Data


Mates with 0.64 mm (0.025 in.) compatible receptacles on 2.54 mm (0.100 in.) centerlines.


Berg Electronics Products	Page
▪ Card Connectors	13-122, 13-132, and 13-136
▪ PV™/Mini-latch Housing	13-4 and 13-16
▪ Quickie III™	23-4
▪ Clincher™	20-2
▪ Mini-jump™	13-44

Specifications

- MIL-G-45204
- MIL-P-55110
- MIL-P-81728
- QQ-W-343
- ASTM B-159

Approvals and Certifications

 File no. E66906

 File no. LR46923

Application Equipment

Description	Page
▪ Cutting tool HT-320	13-69

Technical Data

Materials

- Housing material High temperature, Glass-filled PCT (UL 94 V-0)
 - ▶ Color Black
 - ▶ Applicable soldering processes Wave, Vapor-phase, IR reflow
- Pin Phosphor-bronze

Plating

- Underplate 1.27 µm (50 µin.) nickel
- Finish 0.38 µm (15 µin.) gold or 0.76 µm (30 µin.) gold or 1.27 µm (50 µin.) gold or 0.38 µm (15 µin.) GXT™ or 0.76 µm (30 µin.) GXT™
- Finish 3.81 µm (150 µin.) tin-lead

Electrical Performance

- Insulation resistance 5000 MΩ min
- Withstanding voltage 1500 V ac rms (sea level)

- Current rating 3 amp continuous

Mechanical Performance

- Retentive leg insertion force* >44.48 N (10 lbf) max*
- Retentive leg connector retention 2.22 N (0.5 lbf) min*
- Contact retention (pin to housing) 8.88 N (2 lbf)

Operating Environment

- Temperature range -65°C to +130°C

Packaging

- Antistatic Bags
- Antistatic Tubes available on selected part numbers

*Per retentive pin-pair.

Customer Support Materials

Description	Order No.	Description	Order No.
Customer Product Drawings	By Part Number	Product Samples	Upon Request
Product Specifications	BUS-12-050	Test Data	Upon Request
Product Substitutions	Contact Technical Support		

■ 9005411 0002556 668 ■

Ordering Data (Cont'd)

Part Numbers	Dimensions					
	H-Mating (Length Above Plastic)		G-Tail (Length Below Plastic)		F (Overall Pin Length)	
	mm	in.	mm	in.	mm	in.
94010-XYHH	7.77	0.306	8.89	0.350	19.20	0.756
78933-XYHH	7.87	0.310	7.24	0.285	17.65	0.695
67998-XYHH	8.08	0.318	2.72	0.107	13.34	0.525
68690-XYHH	8.08	0.318	2.92	0.115	13.54	0.533
68691-XYHH	8.08	0.318	3.05	0.120	13.67	0.538
67999-XYHH	8.08	0.318	3.30	0.130	13.92	0.548
78233-XYHH	8.08	0.318	3.81	0.150	14.43	0.568
93216-XYHH	8.08	0.318	3.94	0.155	14.55	0.573
87894-XYHH	8.08	0.318	4.32	0.170	14.94	0.588
68743-XYHH	8.08	0.318	5.59	0.220	16.21	0.638
68779-XYHH	8.08	0.318	8.08	0.318	18.69	0.736
68716-XYHH	8.08	0.318	10.41	0.410	21.03	0.828
68749-XYHH	8.08	0.318	10.67	0.420	21.29	0.838
68693-XYHH	8.08	0.318	13.21	0.520	23.83	0.938
92417-XYHH	8.13	0.320	2.79	0.110	13.46	0.530
86832-XYHH	8.26	0.325	2.54	0.100	13.34	0.525
95652-XYHH	8.38	0.330	1.78	0.070	12.70	0.500
93254-XYHH	8.97	0.353	2.79	0.110	14.30	0.563
87869-XYHH	9.14	0.360	5.84	0.230	17.53	0.690
95687-XYHH	9.14	0.360	9.14	0.360	20.83	0.820
86837-XYHH	9.65	0.380	3.05	0.120	15.24	0.600
89540-XYHH	9.65	0.380	7.11	0.280	19.30	0.760
68738-XYHH	10.16	0.400	2.92	0.115	15.62	0.615
68601-XYHH	10.16	0.400	3.05	0.120	15.75	0.620
95665-XYHH	10.16	0.400	8.51	0.335	21.21	0.835
68464-XYHH	10.92	0.430	3.05	0.120	16.51	0.650
79821-XYHH	10.92	0.430	5.08	0.200	18.54	0.730
87381-XYHH	11.30	0.445	2.54	0.100	16.38	0.645
71217-XYHH	11.43	0.450	11.43	0.450	25.40	1.000
87382-XYHH	12.07	0.475	2.54	0.100	17.15	0.675
86827-XYHH	12.19	0.480	3.05	0.120	17.78	0.700
79242-XYHH	12.45	0.490	8.64	0.340	23.62	0.930
68439-XYHH	12.70	0.500	3.05	0.120	18.29	0.720
71222-XYHH	12.70	0.500	6.35	0.250	21.59	0.850
79271-XYHH	12.70	0.500	12.70	0.500	27.94	1.100
68482-XYHH	13.21	0.520	8.08	0.318	23.83	0.938
87903-XYHH	13.36	0.526	8.56	0.337	24.46	0.963
88797-XYHH	13.46	0.530	8.13	0.320	24.13	0.950
69132-XYHH	13.72	0.540	3.05	0.120	19.30	0.760
68600-XYHH	15.49	0.610	2.92	0.115	20.96	0.825
95727-XYHH	15.62	0.615	2.79	0.110	20.96	0.825
86836-XYHH	16.51	0.650	3.05	0.120	22.10	0.870
86834-XYHH	16.51	0.650	14.86	0.585	33.91	1.335
87349-XYHH	17.27	0.680	2.79	0.110	22.61	0.890
94532-XYHH	17.78	0.700	11.43	0.450	31.75	1.250
86817-XYHH	17.91	0.705	3.05	0.120	23.50	0.925
89446-XYHH	18.03	0.710	3.05	0.120	23.62	0.930
87345-XYHH	18.08	0.712	10.31	0.406	30.94	1.218
87900-XYHH	18.29	0.720	3.05	0.120	23.88	0.940
87348-XYHH	18.54	0.730	2.54	0.100	23.62	0.930
79243-XYHH	18.80	0.740	9.91	0.390	31.24	1.230
87052-XYHH	19.56	0.770	3.05	0.120	25.15	0.990
79268-XYHH	20.32	0.800	3.05	0.120	25.91	1.020
87901-XYHH	20.83	0.820	3.05	0.120	26.42	1.040
89542-XYHH	21.34	0.840	3.18	0.125	27.05	1.065
95712-XYHH	22.35	0.880	2.79	0.110	27.69	1.090
88886-XYHH	23.62	0.930	7.01	0.276	33.17	1.306
87037-XYHH	25.91	1.020	3.05	0.120	31.50	1.240
89639-XYHH	26.47	1.042	3.00	0.118	32.00	1.260
87344-XYHH	26.82	1.056	5.56	0.219	34.93	1.375

Ordering data shown is for our standard product offering. For non-standard or custom products, contact your authorized Berg Electronics representative.

9005411 0002561 T25

