

MA4ST300 Series



Low-Voltage / Wide Band Si Hyperabrupt Varactors

Rev. V7

Features

- Surface Mount Packages (SC70 3LD, SC79, SOD-323)
- High Capacitance Ratio at Low Voltages
- High Q at Low Voltages
- SPC Process for Superior C-V Repeatability
- Available as Single and Common Cathode Pairs
- Tape and Reel Packaging
- Designed for Commercial Wireless Applications
- Also offering RoHS Compliant Equivalent Parts

Description

The MA4ST300 series are ion-implanted, hyperabrupt junction, silicon tuning varactors in SC79, SC70 3LD, and SOD-323 surface mount packages. This series of varactors is designed for high capacitance ratio and low voltage operation. Each varactor type has a better than 3:1 capacitance ratio between 0.5V and 3.0V.

Applications

The MA4ST300 series tuning varactors are useful for wide band tuning and low phase noise applications where the supply voltage is limited to 5 volts or less. These varactors have been specifically designed to cover wireless application bands up to the 2.4 GHz WLAN band. Applications include VCOs and voltage tuned filters.

RoHS Compliant Parts

Part Number	RoHs Compliant Part Number
MA4ST320	MAVR-000320
MA4ST330	MAVR-000330
MA4ST340	MAVR-000340
MA4ST350	MAVR-000350

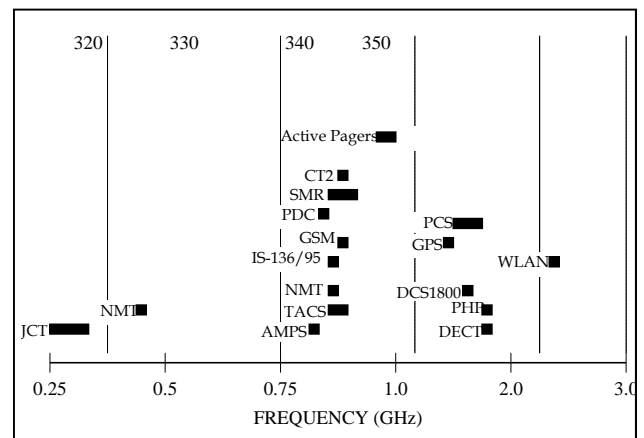
Absolute Maximum Ratings ^{1,2}

@ T_A=+25 °C (Unless Otherwise Noted)

Parameter	Absolute Maximum
Reverse Voltage	12 V
Forward Current	50 mA
Total Power Dissipation	250 mW
Operating Temperature	-55 °C to +125 °C
Storage Temperature	-55 °C to +125 °C

1. Operation of this device above any one of these parameters may cause permanent damage.
2. Please refer to application note M538 for surface mounting instructions

Typical Device Selection by Frequency



¹ Specifications are subject to change without prior notification

ADVANCED: Data Sheets contain information regarding a product M/A-COM Technology Solutions is considering for development. Performance is based on target specifications, simulated results, and/or prototype measurements. Commitment to develop is not guaranteed.
PRELIMINARY: Data Sheets contain information regarding a product M/A-COM Technology Solutions has under development. Performance is based on engineering tests. Specifications are typical. Mechanical outline has been fixed. Engineering samples and/or test data may be available. Commitment to produce in volume is not guaranteed.

• **North America** Tel: 800.366.2266 • **Europe** Tel: +353.21.244.6400
 • **India** Tel: +91.80.4155721 • **China** Tel: +86.21.2407.1588
 Visit www.macomtech.com for additional data sheets and product information.

M/A-COM Technology Solutions Inc. and its affiliates reserve the right to make changes to the product(s) or information contained herein without notice.

MA4ST300 Series



Low-Voltage / Wide Band Si Hyperabrupt Varactors

Rev. V7

Electrical Specifications @ $T_A = +25\text{ }^\circ\text{C}$

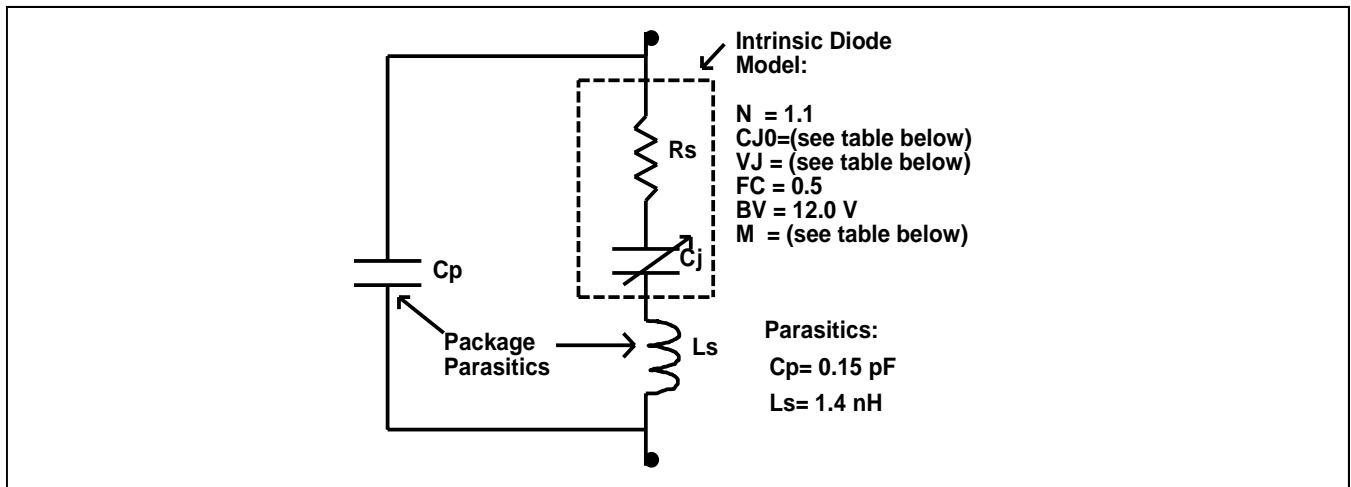
Breakdown Voltage @ $I_R = 10\mu\text{A}$, $V_b = 12\text{ V}$ Minimum

Reverse Leakage Current @ $V_R = 10\text{V}$, $I_R = 100\text{ nA}$ Maximum

Part Number Base ¹	RoHS Compliant Part Number Base ¹	C_T^2				Capacitance Ratio	Q Factor
		(pF)		(pF)			
		f = 1 MHz, $V_R = 0.5\text{ V}$			f = 1 MHz $V_R = 3.0\text{ V}$	$C_{T0.5}/C_{T3.0}$	f = 50 MHz $V_R = 2.0\text{ V}$
		Min.	Nom.	Max.	Max.	Typ.	Min.
MA4ST320	MAVR-000320-XXXXXX	48.0	58.0	63.0	19.0	3.2	300
MA4ST330	MAVR-000330-XXXXXX	22.0	26.0	30.0	9.0	3.2	350
MA4ST340	MAVR-000340-XXXXXX	15.0	18.5	21.0	6.5	3.2	350
MA4ST350	MAVR-000350-XXXXXX	9.5	11.8	13.5	4.5	3.2	400

1. The prefix defines package style, configuration and packaging information. Contact representative for complete part identification.
2. Capacitance @ 1 MHz

Spice Model

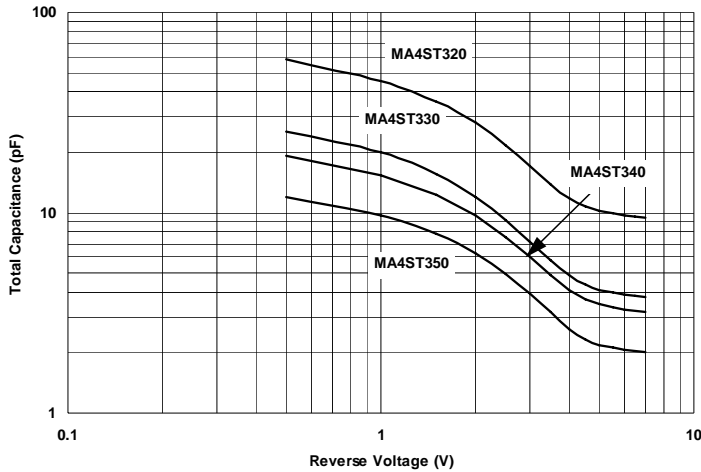


Part No.	CJ0 (pF)	VJ (V)	M
MA4ST320	77.4	11.71	6.51
MA4ST330	33.9	8.91	5.15
MA4ST340	25.3	14.25	7.41
MA4ST350	15.7	14.55	7.26

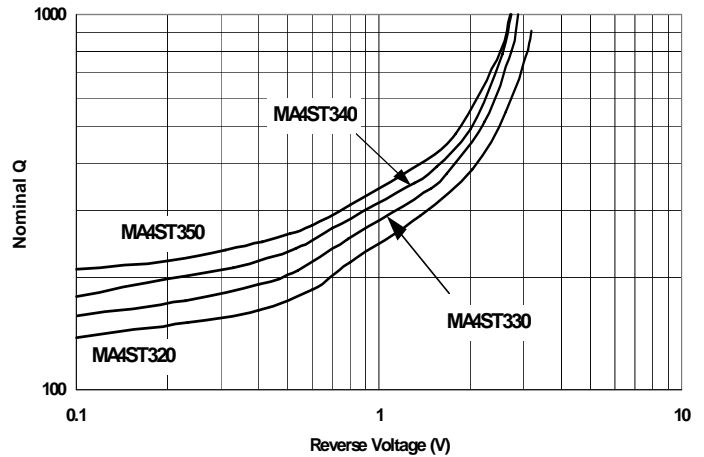
Specifications are subject to change without prior notification

Typical Performance Curves

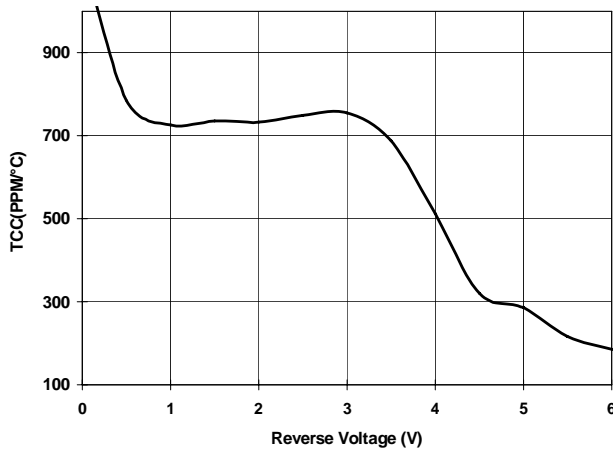
Total Capacitance vs. Reverse Voltage at 1 MHz



Nominal Q at 50 MHz vs. Reverse Voltage



Nominal Change in Capacitance with temperature



3 Specifications are subject to change without prior notification

ADVANCED: Data Sheets contain information regarding a product M/A-COM Technology Solutions is considering for development. Performance is based on target specifications, simulated results, and/or prototype measurements. Commitment to develop is not guaranteed.
PRELIMINARY: Data Sheets contain information regarding a product M/A-COM Technology Solutions has under development. Performance is based on engineering tests. Specifications are typical. Mechanical outline has been fixed. Engineering samples and/or test data may be available. Commitment to produce in volume is not guaranteed.

• **North America** Tel: 800.366.2266 • **Europe** Tel: +353.21.244.6400
 • **India** Tel: +91.80.4155721 • **China** Tel: +86.21.2407.1588
 Visit www.macomtech.com for additional data sheets and product information.

M/A-COM Technology Solutions Inc. and its affiliates reserve the right to make changes to the product(s) or information contained herein without notice.

MA4ST300 Series

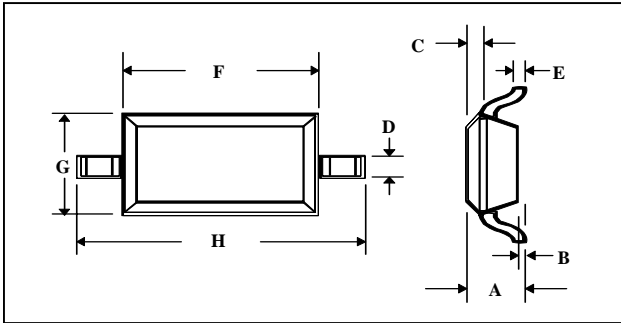


Low-Voltage / Wide Band Si Hyperabrupt Varactors

Rev. V7

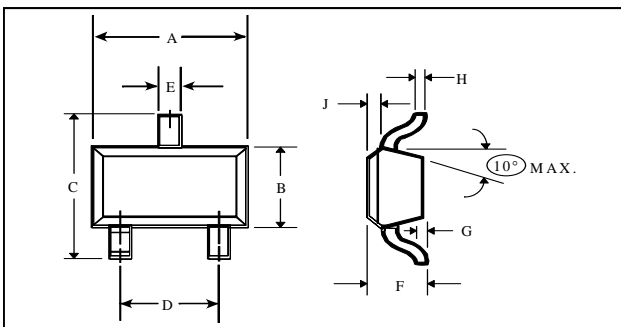
Case Styles

SOD-323 (Case Style 1141)



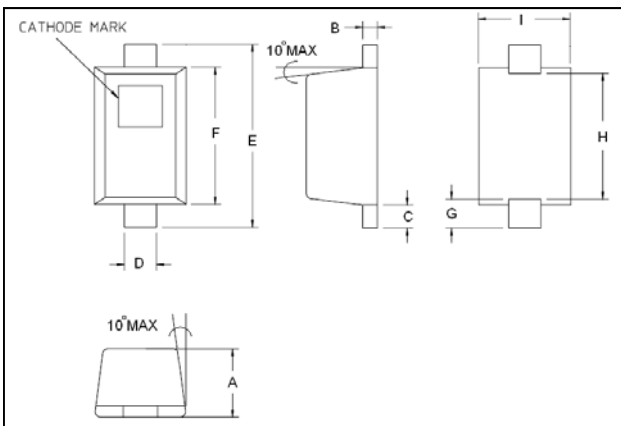
DIM.	INCHES		MILLIMETERS	
	MIN.	MAX.	MIN.	MAX.
A	—	0.043	—	1.1
B	—	0.004	—	0.1
C	—	0.008	—	0.2
D	0.010	0.016	0.25	0.41
E	0.003	0.006	0.07	0.15
F	0.063	0.075	1.6	1.9
G	0.045	0.057	1.14	1.45
H	0.091	0.106	2.3	2.7

SC-70, 3 Lead (Case Style 1146)



DIM.	INCHES		MILLIMETERS	
	MIN.	MAX.	MIN.	MAX.
A	0.071	0.087	1.80	2.21
B	0.045	0.053	1.14	1.35
C	0.071	0.094	1.80	2.39
D	0.047	0.057	1.19	1.45
E	0.010	0.016	0.25	0.41
F	0.031	0.039	0.79	1.00
G	0.000	0.004	0.00	0.10
H	0.004	0.007	0.10	0.18
J	0.004	0.010	0.10	0.25

SC-79 (Case Style 1279)



DIM.	INCHES		MILLIMETERS	
	MIN.	MAX.	MIN.	MAX.
A	.0197	.0276	0.50	0.70
B	0.003	0.008	0.07	0.20
C	0.006	0.010	0.15	0.25
D	0.010	0.014	0.25	0.35
E	0.059	0.067	1.50	1.70
F	0.043	0.051	1.09	1.30
G	.0098 nominal		0.250 nominal	
H	.0433 nominal		1.10 nominal	
I	.027	.035	0.68	0.89

4 Specifications subject to change without prior notification

ADVANCED: Data Sheets contain information regarding a product M/A-COM Technology Solutions is considering for development. Performance is based on target specifications, simulated results, and/or prototype measurements. Commitment to develop is not guaranteed.
PRELIMINARY: Data Sheets contain information regarding a product M/A-COM Technology Solutions has under development. Performance is based on engineering tests. Specifications are typical. Mechanical outline has been fixed. Engineering samples and/or test data may be available. Commitment to produce in volume is not guaranteed.

• **North America** Tel: 800.366.2266 • **Europe** Tel: +353.21.244.6400
 • **India** Tel: +91.80.4155721 • **China** Tel: +86.21.2407.1588
 Visit www.macomtech.com for additional data sheets and product information.

M/A-COM Technology Solutions Inc. and its affiliates reserve the right to make changes to the product(s) or information contained herein without notice.

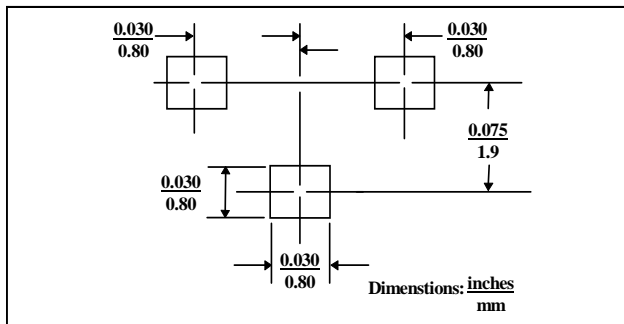
Mounting Information

The illustration indicates the recommended mounting pad configuration for the SC-79, SC70 3LD and SOD-323 packages. Solder paste containing flux should be screened onto the pads to a thickness of 0.005- 0.007 inches. The plastic package is placed in position, firmly adhering to the solder paste.

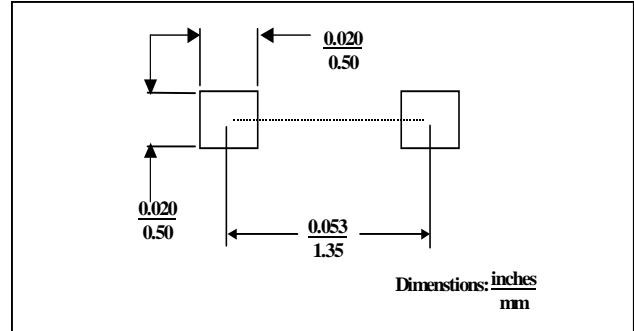
Permanent attachment is performed by a reflow soldering procedure during which the tab temperature does not exceed +275 °C and the body temperature does not exceed +250 °C, for standard models and +260 °C for the RoHS compliant devices.

Please refer to Application Note M538 for surface mounting instructions.

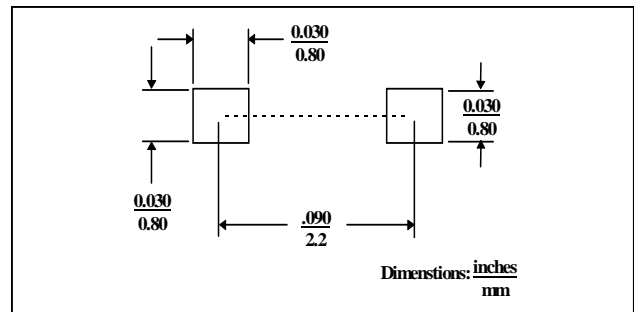
SC-70, 3 Lead (Case Style 1146)



SC-79 (Case Style 1279)



SOD-323 (Case Style 1141)



Specifications are subject to change without prior notification