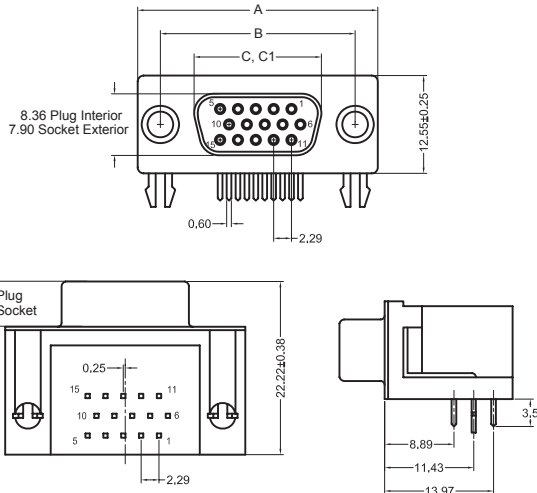


K66X Series High Density Right Angle PCB Mount

K66X Series Dimensions

Pictured with Board Lock Option, Dimensions in mm



Shell Size	A		B		C		C1		D		E	
	In	mm	±.015	±.005	±.010	±.010	±.005	±.013	±.010	±.010	±.020	±.013
15 (E)	1.213	30.81	.984	24.99	.643	16.33	.666	16.92	.090	.010	.025	.025
26 (A)	1.541	39.14	1.312	33.32	.971	24.66	.994	25.25	.090	.020	.029	.051
44 (B)	2.088	53.04	1.852	47.04	1.511	38.38	1.534	38.96	.090	.020	.029	.051
62 (C)	2.729	69.32	2.500	63.50	2.159	54.84	2.182	55.42	.095	.023	.029	.058

C = Exterior of Female Shell (S) C1 = Interior of Male Shell (P)

Electrical Characteristics

Rated Current: 1.5A

Rated Voltage: 29Vac

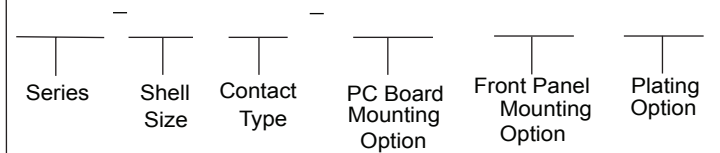
D-SUBMINIATURE CONNECTORS

K66X Series

Documentation & Ordering Information

Kycon Part

Part Number Builder



Series

K66X - High Density D-Subminiature Connector, Right Angle PCB Termination, .350" Footprint

Shell Size-Contact Option

- E - 15 Contacts
- A - 26 Contacts
- B - 44 Contacts
- C - 62 Contacts

Contact Type

- P - Pin Contact (Plug)
- S - Socket Contact (Receptacle)

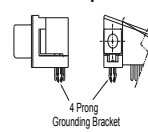
PC Board and Front Panel Mounting Option

- N - (4-40)Riveted Threaded Insert
- NJ - (4-40)Riveted Threaded Insert with 4-40 Hex.Jack Screws
- NR - (4-40) Round Jack Screws Riveted to Connector
- NT - (4-40)Riveted Riveted Non-Threaded Insert 3.18/.125" Dia.
- NJM - (4-40)Riveted Threaded Insert with M3/4-40 Hex.Jack Screws
- NV - (4-40) Riveted Threaded Insert Grounding Bracket
- NVJ - (4-40)Riveted Threaded Insert with 4-40 Hex.Jack Screws Grounding Bracket
- NVR - (4-40) Round Jack Screws Riveted to Connector Grounding Bracket

N Option



NV Option



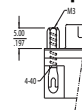
J Option



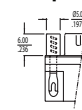
T Option



JM Option



R Option



Plating Option

- Blank - Gold Flash
- 15 - 15µ" Gold
- 30 - 30µ" Gold

Contact Kycon for VESA and other options