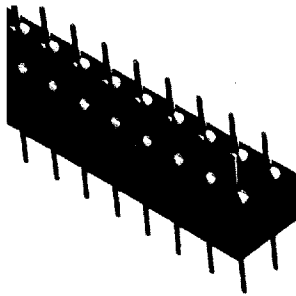


A-61-05-07



.100 SYSTEM STRIP HEADER STRAIGHT EXIT

Features

Available in single and dual row configurations
Large variety of termination options available

Specifications

Environmental

Temperature Range:
-55°C to +125°C

Mechanical

Insulator Material:
Glass filled polyester,
black, UL94V-0

Contact Material:
Brass

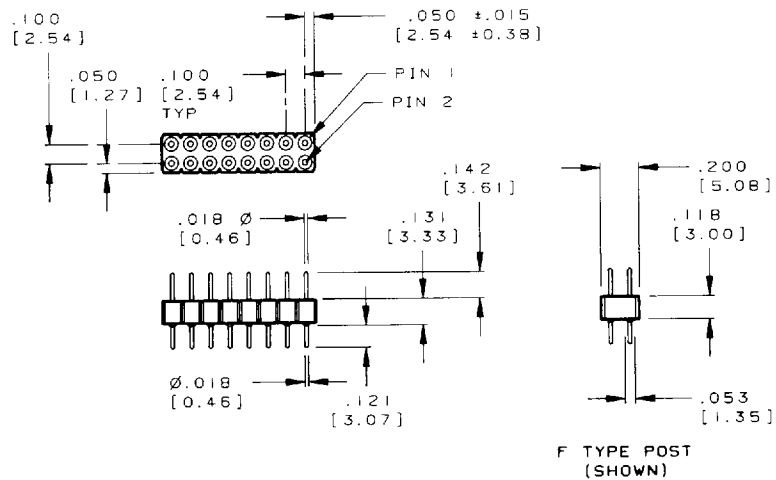
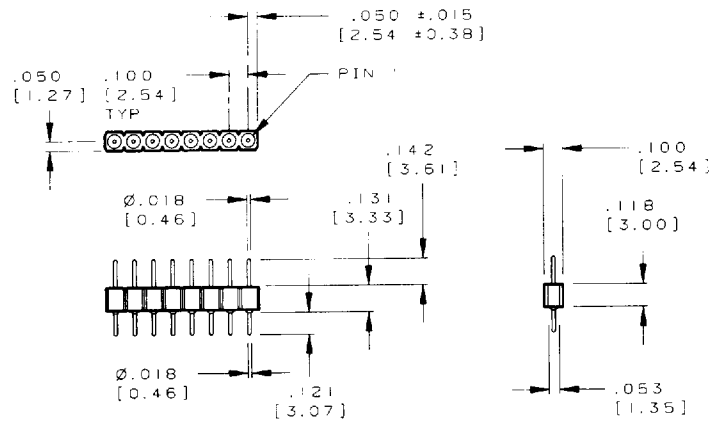
Contact Plating:
10µ IN gold

Electrical

Current Rating:
3 AMP
Dielectric Withstanding
Voltage: 300 Vrms
Insulation Resistance:
> 1000 Megohms

Mating CA Product:

Single Row: S-MS, S-MSR
Dual Row: D-MS, D-MSR



Part Numbers

CA - D 72 MP - F 1 B

1 2 3 4 5 6

1 NO. OF ROWS

S = Single Row
D = Dual Row

2 NO. OF POSITIONS

Single Row = 01 thru 36
Dual Row = 02 thru 72

3 SERIES

MP = Screw Machine
Plug

4 PLUG PIN TYPE

STANDARD
E = PIN
F = PIN

for additional contact
types, refer to pages 48
& 49 of this catalog

5 TAIL TYPE

1 = solder tail

6 CONTACT PLATING

B = 10µ IN gold

