


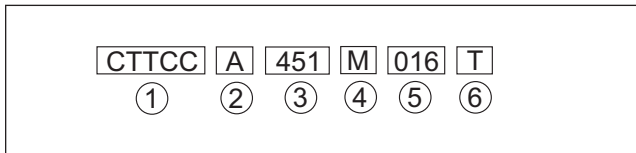
CTTCC Series

FEATURES

- Easy installation, economical, high performance.
- Molded case available in six case codes.
- 6 miniature case codes available.
- EIA standard case sizes.
- Compatible with "High Volume" automatic pick and place equipment.



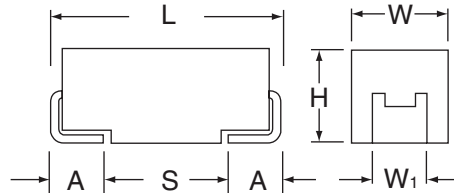
PART NUMBERING



ORDERING CODE

- | | |
|--------------------------|---|
| 1. Product Type: | CTTCC SMD Tantalum Chip Capacitor |
| 2. Size Code: | A, B, C, D, E, V. |
| 3. Capacitance: | 2 Sig. Digits + Number of Zero, Ex. 105 = 1µF |
| 4. Tolerance: | K = ±10% & M = ±20% |
| 5. Rated Voltage: | 2R5 = 2.5V; 010 = 10V; 050 = 50V |
| 6. Packaging: | T = Tape & Reel |

DIMENSIONS



Code	EIA Code	L±0.20	W±0.20	H±0.20	W ₁ ±0.20	A±0.30	S(min.)
A	3216-18	3.20	1.60	1.60	1.20	0.80	1.10
B	3528-21	3.50	2.80	1.90	2.20	0.80	1.40
C	6032-28	6.00	3.20	2.60	2.20	1.30	2.90
D	7343-31	7.30	4.30	2.90	2.40	1.30	4.40
E	7343-43	7.30	4.30	4.10	2.40	1.30	4.40
V	7361-38	7.30	6.10	3.45±0.30	3.10	1.40	4.40

06.02.08

CAPACITANCE & RATED VOLTAGE RANGE

Capacitance		Rated Voltage DC (V _R) to 85°C								
uF	Code	2.5V	4V	6.3V	10V	16V	20V	25V	35V	50V
0.10	104								A	A
0.15	154								A	A/B
0.22	224								A	A/B
0.33	334								A	B
0.47	474							A	A/B	B/C
0.68	684						A	A	A/B	B/C
1.0	105					A	A	A	A/B/C	B/C
1.5	155				A	A	A	A/B	B/C	C/D
2.2	225			A	A	A/B	A/B	A/B	B/C	C/D
3.3	335			A	A	A/B	A/B	A/B/C	C/D	C/D
4.7	475		A	A	A/B	A/B	A/B/C	B/C	C/D	D
6.8	685		A	A/B	A/B	A/B/C	B/C	B/C	C/D	D
10	106		A	A/B	A/B/C	A/B/C	B/C	C/D	D/E	D/E
15	156		A/B	A/B	A/B/C	B/C	B/C/D	C/D	D/E	E
22	226		A	A/B/C	A/B/C	B/C/D	B/C/D	C/D	E	
33	336		A/B	A/B/C	B/C/D	B/C/D	C/D	D/E		
47	476	A	A/B	B/C/D	B/C/D	C/D	C/D/E	D/E		
68	686	A	B/C	B/C/D	C/D	C/D	D/E	E		
100	107		B/C	B/C/D	C/D/E	D/E	D/E/V	V		
150	157	B	B/C	C/D	C/D/E	D/E/V	D/E/V			
220	227	B/D	C/D	C/D/E	D/E	D/E/V	E/V			
330	337	D	C/D/E	C/D/E	D/E/V	E/V				
470	477	C/D	D/E	D/E/V	E/V					
680	687	D	D/E	V	V					
1000	108	D/E	E/V	V						
1500	158	E/V	V							

* Higher Voltage or Smaller Size substitution is offered upon request.

TECHNICAL SPECIFICATIONS

Technical Data:	All technical data relate to an ambient temperature of +25°C									
Capacitance Range:	0.1uF to 1000uF									
Capacitance Tolerance:	±10% ; ±20%									
Rated Voltage(V_R) ≤ +85°C	2.5	4	6.3	10	16	20	25	35	50	
Category Voltage(V_C) ≤ +125°C	1.7	2.7	4	7	10	13	17	23	33	
Surge Voltage(V_S) ≤ +85°C	3.3	5.2	8	13	20	26	32	46	65	
Surge Voltage(V_S) ≤ +125°C	2.2	3.4	5	8	13	16	20	28	40	
Temperature Range:	-55°C to +125°C									
Reliability	1% per 1000 hours at 85°C, V _R with 0.1 Ω / V _R Series impedance, 60% confidence level									
Qualification	CECC 30801 -005 issue 2 ; EIA 535BAAC									

06.02.08