


# MIL-C-55302 / 58

## UER-MF Series

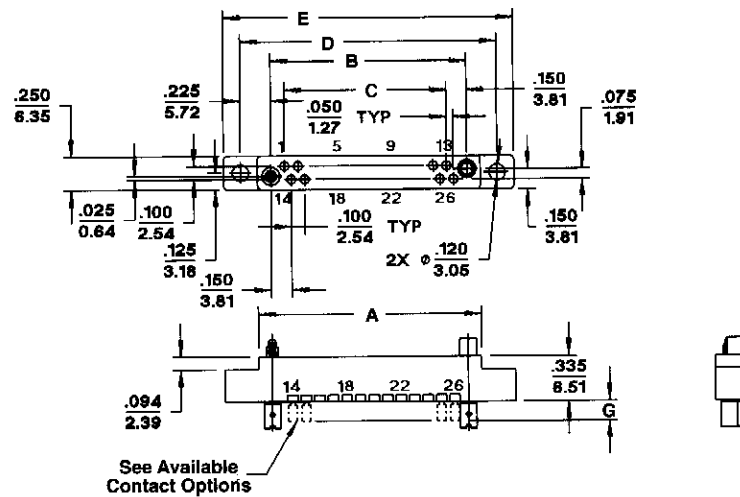
## Male Body / Female Contact: .100" Centers — .050" offset

**Description:** Straight through socket connector with mounting ears. .100" (2.54) centers .050" (1.27) offset

**Contacts:** 10-70  
**Hardware:** See page 9  
**Contact Termination:** See page 9  
**Polarization:**  
**Configuration:** See page 22  
**Suggested Mounting:** See below



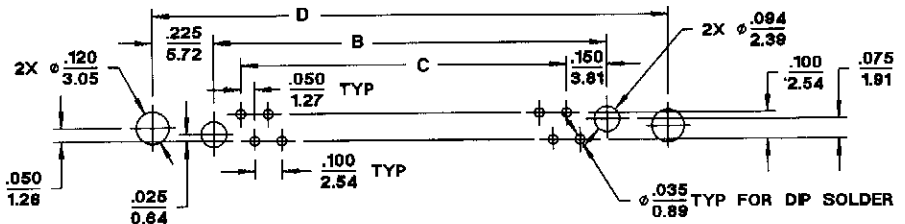
### OUTLINE



UER026MF2KS shown

### MOUNTING LAYOUT

MIL-C-55302 / 58



### DIMENSIONS

Dimensions are for reference only. Metric equivalents in (mm) are given for general information.

# Con-tacts	A	B	C	D	E	# Con-tacts	A	B	C	D	E	# Con-tacts	A	B	C	D	E
10	.850 (21.59)	.650 (16.51)	.400 (10.16)	1.100 (27.94)	1.350 (34.29)	30	1.850 (46.99)	1.650 (41.91)	1.400 (35.56)	2.100 (53.34)	2.350 (59.69)	54	3.050 (77.47)	2.850 (72.39)	2.600 (66.04)	3.300 (83.32)	3.550 (90.17)
14	1.050 (26.67)	.850 (21.59)	.600 (15.24)	1.300 (33.02)	1.550 (39.37)	36	2.150 (54.61)	1.950 (49.53)	1.700 (43.18)	2.400 (60.96)	2.650 (67.31)	56	3.150 (80.01)	2.950 (74.93)	2.700 (68.58)	3.400 (86.36)	3.650 (92.71)
20	1.350 (34.29)	1.150 (29.21)	.900 (22.86)	1.600 (40.64)	1.850 (46.99)	40	2.350 (59.69)	2.150 (54.61)	1.900 (48.26)	2.600 (66.04)	2.850 (72.39)	60	3.350 (85.09)	3.150 (80.01)	2.900 (73.66)	3.600 (91.44)	3.850 (97.79)
24	1.550 (39.37)	1.350 (34.29)	1.100 (27.94)	1.800 (45.72)	2.050 (52.07)	44	2.550 (64.77)	2.350 (59.69)	2.100 (53.34)	2.800 (71.12)	3.050 (77.47)	66	3.650 (92.71)	3.450 (87.63)	3.200 (81.28)	3.900 (99.06)	4.150 (105.41)
26	1.650 (41.91)	1.450 (36.83)	1.200 (30.48)	1.900 (48.26)	2.150 (54.61)	50	2.850 (72.39)	2.650 (67.31)	2.400 (60.96)	3.100 (78.74)	3.350 (85.09)	70	3.850 (97.79)	3.650 (92.71)	3.400 (86.36)	4.100 (104.14)	4.350 (110.49)

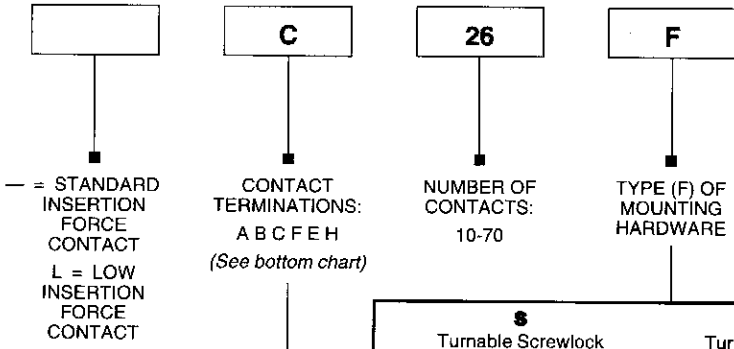
# MIL-C-55302 / 58

## UER-MF Series

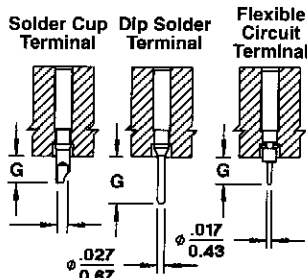
### Male Body / Female Contact: .100" Centers — .050" offset

#### ORDERING INFORMATION

MIL-C-55302 / 58



#### AVAILABLE CONTACTS



UMR / UER - FEMALE CONTACTS

Contact Style	Terminal Type	Contact Term		Extension G ±.010
		CCC	MIL-C	
Female	Solder Cup	0	A	.100 (2.54)
	Dip Solder	2	B	.140 (3.56)
	Dip Solder	3	C	.172 (4.37)
	Dip Solder	4	F	.234 (5.94)
	Flexible Circuit	5	E	.058 (1.47)
	Flexible Circuit	6	H	.100 (2.54)

