





(2,00 mm) .0787"


YTE-110-02-G-6-500



YTE-114-03-M-Q-368



YTE-120-03-G-5-700



YTE SERIES

# HIGH DENSITY ELEVATED SOCKET STRIP

## SPECIFICATIONS

For complete specifications see [www.samtec.com?YTE](http://www.samtec.com?YTE)

**Insulator Material:** Black Liquid Crystal Polymer

**Contact Material:** Phosphor Bronze

**Operating Temp Range:** -55°C to +105°C

**Plating:** Sn or Au over

50µ" (1,27 µm) Ni

**Contact Resistance:** 10 mΩ

**Insertion Depth:** (2,62 mm) .103" to (5,03 mm) .198" with (0,38 mm) .015" wipe

**Max Cycles:** 100 with 10µ" (0,25 µm) Au

**Insertion Force:** (Single contact only) 1.8 oz (0,50 N) avg

**Withdrawal Force:** (Single contact only) 1.0 oz (0,28 N) avg


**RoHS Compliant:** Yes

**Lead-Free Solderable:** Wave only

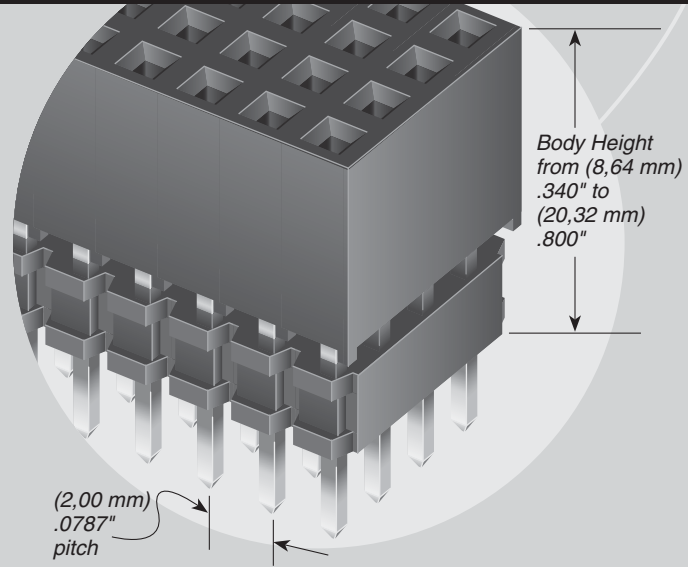
Mates with: YTT, YTW, YTE



## OTHER SOLUTIONS



Paste In Hole (PIH) processing. (Not recommended for self-nesting.) Contact Samtec ASP Group.



## RECOGNITIONS

For complete scope of recognitions see [www.samtec.com/quality](http://www.samtec.com/quality)

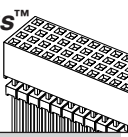


**Note:** This Series is non-standard, non-returnable.

## Other Solutions


### PC/104-Plus™ Sockets

See ESQT-368 Series.



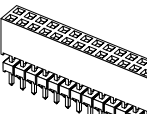
### Low Profile

See YTS & YTQ Series.



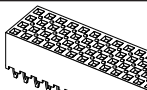
### 1, 2, & 3 Row

See ESQT Series.

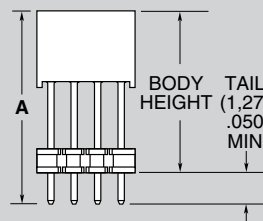
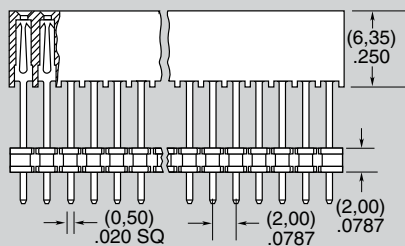
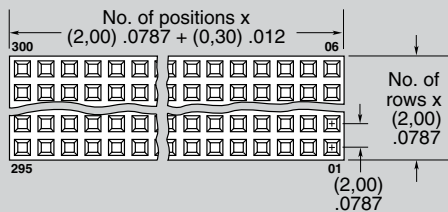


### Press Fit

See PTHF Series.



YTE	1	NO. PINS PER ROW	LEAD STYLE	PLATING OPTION	ROW OPTION	BODY HEIGHT	OTHER OPTION
		02 thru 50	Specify LEAD STYLE from chart	<p><b>-G</b> = 20µ" (0,51 µm) Gold (Recommended for self-nesting)</p> <p><b>-M</b> = 20µ" (0,51 µm) Gold on contact, Tin on tail</p> <p><b>-L</b> = 10µ" (0,25 µm) Gold on contact, Tin on tail</p> <p><b>-F</b> = Gold flash on contact, Tin on tail</p>	<p><b>-Q</b> = Quad Row</p> <p><b>-5</b> = Five Row</p> <p><b>-6</b> = Six Row</p>	<p><b>-“XXX”</b> = Body Height (in inches) (8,64 mm) .340" min. for -Q (9,53 mm) .375" min. for -5 &amp; -6</p>	<p><b>-“XXX”</b> = Polarized Position (Indicate position number)</p>



LEAD STYLE	A	MAX TAIL	MAX BODY HEIGHT
-02	(21,59) .850	(13,72) .540	(20,32) .800
-03	(11,63) .458	(3,76) .148	(10,36) .408