

5646574-1 ✓ ACTIVE



Z-PACK | Z-PACK 2mm HM

TE Internal #: 5646574-1

Hard Metric Backplane Connectors, PCB Mount Receptacle, ≤ 1 Gb

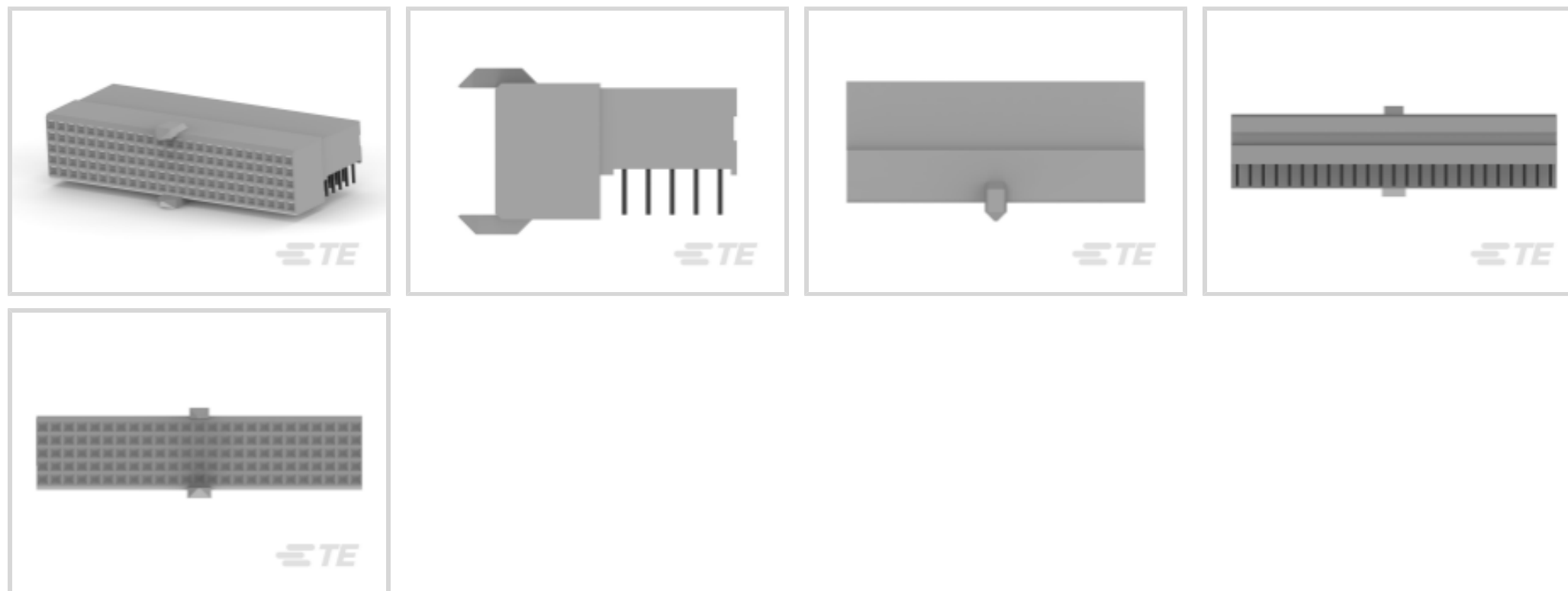
/s, 25 Column, 5 Row, Mezzanine, 125 Position, 2 mm [.078 in]

Centerline, Z-PACK 2mm HM

[View on TE.com >](#)

Connectors > PCB Connectors > Backplane Connectors > Hard Metric Backplane Connectors >

HM Receptacle Connector: Traditional Backplane, Coplanar, 2mm



PCB Connector Assembly Type: **PCB Mount Receptacle**

Data Rate: ≤ 1 Gb/s

Number of Columns: **25**

Number of Rows: **5**

Backplane Architecture: **Mezzanine**

[All HM Receptacle Connector: Traditional Backplane, Coplanar, 2mm \(48\)](#)

Features

Product Type Features

Backplane Interface Type	2mm HM
PCB Connector Assembly Type	PCB Mount Receptacle
Connector System	Board-to-Board
Sealable	No
Connector & Contact Terminates To	Printed Circuit Board

Configuration Features

Number of Signal Positions	110, 125
Number of Columns	25
Number of Rows	5
Backplane Architecture	Mezzanine
Number of Positions	125
PCB Mount Orientation	Right Angle



Signal Characteristics

Crosstalk Version	Standard
Data Rate	≤1 Gb/s

Body Features

Primary Product Color	Gray
-----------------------	------

Contact Features

Feedthrough Post Length	3.3 mm
CompactPCI Designation	None
Contact Type	Socket
Contact Underplating Material	Nickel
PCB Contact Termination Area Plating Material	Tin
Contact Base Material	Phosphor Bronze
Contact Mating Area Plating Material	Gold, Gold Flash over Palladium Nickel
Contact Mating Area Plating Material Thickness	.76 μm[30 μin]
Contact Current Rating (Max)	1.5 A

Termination Features

Termination Method to Printed Circuit Board	Through Hole - Press-Fit
---	--------------------------

Mechanical Attachment

Mating Alignment Type	Polarizing Peg
Connector Mounting Type	Board Mount

Housing Features

Housing Material	Polyester - GF
Centerline (Pitch)	2 mm[.078 in]

Dimensions

Backplane Module Length	49.88 mm
-------------------------	----------

Usage Conditions

Operating Temperature Range	-55 – 125 °C[-67 – 257 °F]
-----------------------------	----------------------------

Operation/Application

Shielded	No
Circuit Application	Power & Signal

Industry Standards

--	--



UL Flammability Rating	UL 94V-0
------------------------	----------

Packaging Features

Packaging Quantity	11
Packaging Method	Tube

Product Compliance



[For compliance documentation, visit the product page on TE.com>](#)

EU RoHS Directive 2011/65/EU	Compliant
EU ELV Directive 2000/53/EC	Compliant
China RoHS 2 Directive MIIT Order No 32, 2016	No Restricted Materials Above Threshold
EU REACH Regulation (EC) No. 1907/2006	Current ECHA Candidate List: JUNE 2023 (235) Candidate List Declared Against: JUNE 2023 (235) Does not contain REACH SVHC
Halogen Content	Not Low Halogen - contains Br or Cl > 900 ppm.
Solder Process Capability	Not applicable for solder process capability

Product Compliance Disclaimer

This information is provided based on reasonable inquiry of our suppliers and represents our current actual knowledge based on the information they provided. This information is subject to change. The part numbers that TE has identified as EU RoHS compliant have a maximum concentration of 0.1% by weight in homogenous materials for lead, hexavalent chromium, mercury, PBB, PBDE, DBP, BBP, DEHP, DIBP, and 0.01% for cadmium, or qualify for an exemption to these limits as defined in the Annexes of Directive 2011/65/EU (RoHS2). Finished electrical and electronic equipment products will be CE marked as required by Directive 2011/65/EU. Components may not be CE marked. Additionally, the part numbers that TE has identified as EU ELV compliant have a maximum concentration of 0.1% by weight in homogenous materials for lead, hexavalent chromium, and mercury, and 0.01% for cadmium, or qualify for an exemption to these limits as defined in the Annexes of Directive 2000/53/EC (ELV). Regarding the REACH Regulation, the information TE provides on SVHC in articles for this part number is based on the latest European Chemicals Agency (ECHA) 'Guidance on requirements for substances in articles' posted at this URL: <https://echa.europa.eu/guidance-documents/guidance-on-reach>

Compatible Parts

 <p>TE Part # 5646731-1 Z-PACK 2MM HM TYPE A/B 125P</p>	 <p>TE Part # 2392859-1 Z-PACK A/B REC ASY 125P 2MMHM EON</p>	<p>TE Part # 1645592-1 Z-PACK 2MM HM TYPE A/B 169P</p>	<p>TE Part # 2170311-2 Z-PACK 2MM HM TYPE A/B 125P</p>
--	--	--	--



TE Part # 2170336-1
Z-PACK 2MM HM TYPE A/B 169P

TE Part # 6645246-1
2MM H.M. TYPE A/B PIN ASSEMBLY

Also in the Series | Z-PACK 2mm HM

Backplane Connector Housings(4)

Backplane Power Connectors(6)

Board-to-Board Connector Contacts(2)

Connector Caps & Covers(62)

Connector Hardware(97)

Hard Metric Backplane Connectors (268)

High Speed Backplane Connectors(1)

Insertion & Extraction Tools(2)

Rectangular Power Connectors(87)


Customers Also Bought

TE Part #5177983-4
0.8FH,R05H.5,100,08/Sn,TU

TE Part #1-292141-6
CT DOUBLE ROW ASSY V 16P W/BOS

TE Part #2-5767004-3
MICTOR RECEPT ASSY, 76 POS.

TE Part #6469028-1
HM-ZD 2PR RECP 40P



TE Part #1-1123722-7
3.96 EP PLUG HSG 7P(NATURAL)



TE Part #1-1879208-3
CPF 0402 33R 0.1% 25PPM 1K RL



TE Part #5-2176306-8
RP 1E 0.1W 4K53 0.1% 25PPM 5K RL



TE Part #8-1768048-1
TKM75-N



TE Part #1337769-3
50 OHM COAX BNC STR PLUG STR P

Documents

Product Drawings

Z-PACK A/B REC ASY 125P 2MMHM

English

CAD Files

3D PDF

English

Customer View Model

[ENG_CVM_5646574-1_A.2d_dxf.zip](#)

English

Customer View Model

[ENG_CVM_5646574-1_A.3d_igs.zip](#)

English

Customer View Model

[ENG_CVM_5646574-1_A.3d_stp.zip](#)

English

By downloading the CAD file I accept and agree to the [Terms and Conditions](#) of use.

Product Specifications

Application Specification

English

Product Environmental Compliance

TE Material Declaration

English