



CHENYI ELECTRONICS

GBPC15005 THRU GBPC1510



SINGLE PHASE SILICON
PASSIVATED BRIDGE RECTIFIER

Voltage: 50 TO 1000V CURRENT:15A

FEATURES

- Surge overload rating: 300A peak
- low profile design
- 1/4" Universal faston terminal
- and Ø40ml lead--wire available

GBPC



MECHANICAL DATA

- Polarity:** Polarity symbol marked on body
- Mounting :** Hole thru for #10 screw

MAXIMUM RATINGS AND ELECTRICAL CHARACTERISTICS

(Single-phase, half-wave, 60HZ, resistive or inductive load rating at 25°C , unless otherwise stated,

for capacitive load, derate current by 20%)

	SYMBOL	GBPC 15005	GBPC 1501	GBPC 1502	GBPC 1504	GBPC 1506	GBPC 1508	GBPC 1510	units
Maximum Recurrent Peak Reverse Voltage	Vrrm	50	100	200	400	600	800	1000	V
Maximum RMS Voltage	Vrms	35	70	140	280	420	560	700	V
Maximum DC blocking Voltage	Vdc	50	100	200	400	600	800	1000	V
Maximum Average Forward Rectified current at Ta=55 °C	If(av)	15							A
Peak Forward Surge Current 8.3ms single half sine-wave superimposed on rated load	Ifsm	300							A
Maximum Instantaneous Forward Voltage at forward current 7.5A	Vf	1.1							V
Maximum DC Reverse Voltage Ta=25 °C	Ir	10.0							μ A
at rated DC blocking voltage Ta=100 °C		500							μ A
Operating Temperature Range	Tj	-55 to +175							°C
Storage and operation Junction Temperature	Tstg	-55 to +175							°C

Note: Suffix "W" for wire type



CHENYI ELECTRONICS

GBPC15005 THRU GBPC1510

SINGLE PHASE SILICON
PASSIVATED BRIDGE RECTIFIER

Voltage: 50 TO 1000V CURRENT:15A

RATINGS AND CHARACTERISTIC CURVES GBPC15005 THRU GBPC1510

FIG.1-MAXIMUM NON-REPETITIVE FORWARD SURGE CURRENT

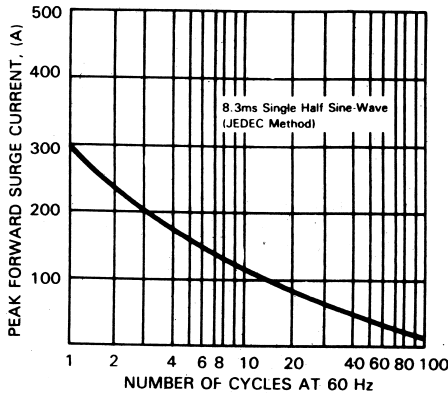


FIG.2-TYPICAL FORWARD CURRENT DERATING CURVE

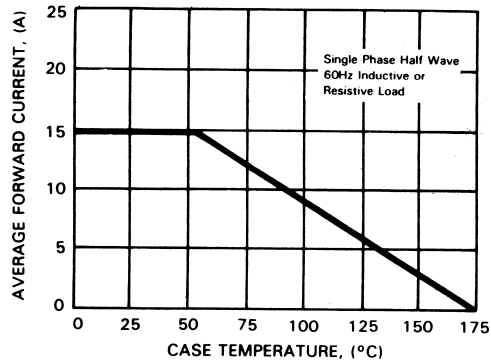


FIG.3-TYPICAL INSTANTANEOUS FORWARD CHARACTERISTICS

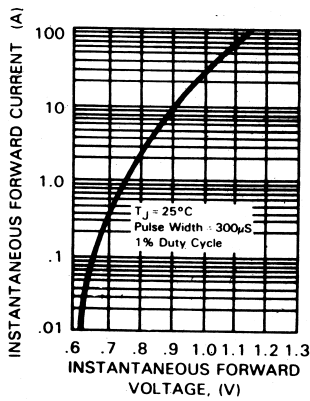


FIG.4-TYPICAL REVERSE CHARACTERISTICS

