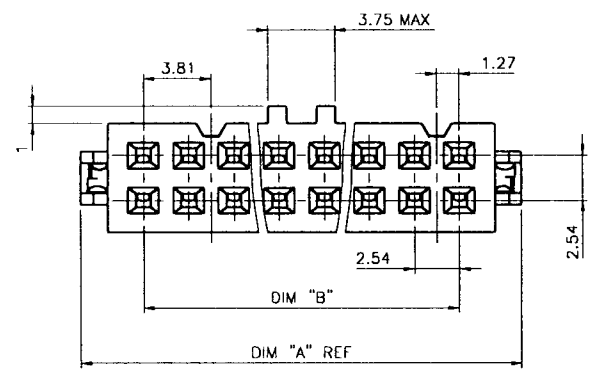


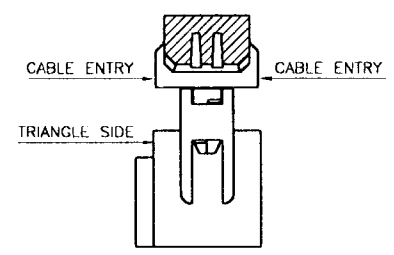
NOTES:

- 1 MATERIAL: BASE AND COVER: 30% GLASS FILLED POLYESTER FLAME RETARDANT PER UL-94-V0 COLOR BLACK
LOW PROFIL STRAIN RELIEF: UNREINFORCED THERMOPLASTIC FLAME RETARDANT PER UL-94-V0 COLOR BLACK
CONTACT: PHOSPHOR BRONZE
- 2 PLATING: 0.38 μ m Au OVER 1.27 μ m Ni IN CONTACT AREA REMAINDER OF PRODUCT (IDC PART) 1.27 μ m Ni
- 3 TRIANGLE NOT MOLDED-IN ON 2x2 AND 2x3 POSITIONS WITH CENTRAL KEY
- 4 THE DASH "L" AT THE END OF THE PART NUMBER TO INDICATE A NEW LATCH DESIGN

TRIANGLE INDICATES POSITION 1



COVER ORIENTATION

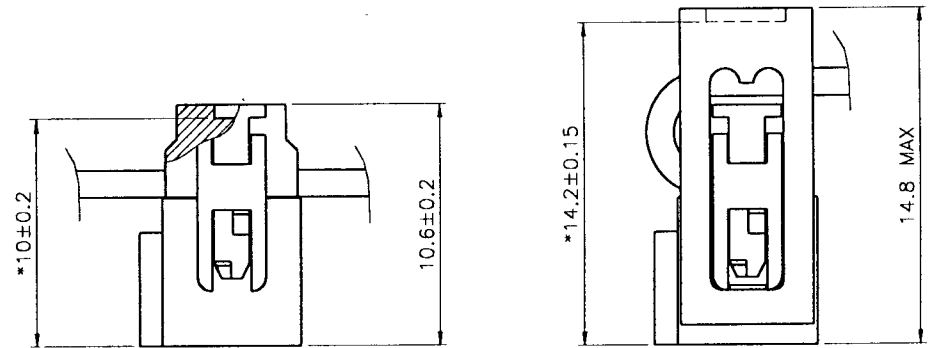


CUSTOMER COPY FOR REFERENCE ONLY

mal't code		SEE NOTES		tolerances unless otherwise specified		CUSTOMER COPY		BERG ELECTRONICS	
lfr	ecm no	dr	date	linear		projection	title QUICKIE III FEM		
A	F80395	VMO	98.09.17	linear			BLACK 0.38 μ m Au		
				angles		mm [inch]	product family QKIE FEM		code 213
		dr	P. NIZZI	95.11.23		scale	size 73359		sheet 1 of 2
		enr	JM PHAMVAN	95.11.23					
		chr	P. NIZZI	95.11.23					
		apud		95.11.23					
sheet index	revision	A	A						
	sheet	1	2						

PRODUCT NUMBER	SIZE	DIM "A"	DIM "B"	DIM "C"	DIM "S"	SLOT STYLE
73359-X04	2x 2	9.54	2.54	N/A	5.66	NO SLOT
73359-X06	2x 3	12.08	5.08	12.00	8.20	RIGHT IF NO KEY
73359-X08	2x 4	14.62	7.62	14.54	10.74	RIGHT IF NO KEY
73359-X10	2x 5	17.16	10.16	17.08	13.28	RIGHT SLOT
73359-X14	2x 7	22.24	15.24	22.16	18.36	RIGHT SLOT
73359-X16	2x 8	24.78	17.78	24.70	20.90	2 SLOTS
73359-X18	2x 9	27.32	20.32	27.24	23.44	2 SLOTS
73359-X20	2x 10	29.86	22.86	29.78	25.98	2 SLOTS
73359-X24	2x 12	34.94	27.94	N/A	31.06	2 SLOTS
73359-X26	2x 13	37.48	30.48	37.40	33.60	2 SLOTS
73359-X30	2x 15	42.56	35.56	42.48	38.68	2 SLOTS
73359-X34	2x 17	47.64	40.64	47.56	43.76	2 SLOTS
73359-X40	2x 20	55.26	48.26	55.18	51.38	2 SLOTS
73359-X44	2x 22	60.34	53.34	60.26	56.46	2 SLOTS
73359-X50	2x 25	67.96	60.96	67.88	64.08	2 SLOTS
73359-X60	2x 30	80.66	73.66	80.58	76.78	2 SLOTS
73359-X64	2x 32	85.74	78.74	85.66	81.86	2 SLOTS

73359-XYL SEE NOTE 4 SHEET 1



WITHOUT STRAIN RELIEF

WITH LOW PROFILE STRAIN RELIEF

AFTER TERMINATION SIDE VIEW OF ASSEMBLY (* LATCHING DIM ON HEADER)

73359-2YY	●			●	204 224
73359-1YY	●		●		
PRODUCT NUMBER	WITH CENTRAL KEY	WITHOUT CENTRAL KEY	WITHOUT LOW PROFILE STRAIN RELIEF	LOW PROFILE	DASHES NOT AVAILABLE

mat'l code		tolerances unless otherwise specified		CUSTOMER COPY		BERG ELECTRONICS	
itr	ecn no	dr	date	projection	title		
A	F80395	YWO	98.09.17	linear	QUICKIE III FEM		
				angles	BLACK 0.38 μm Au		
				dr	95.08.04	product family	QKIE FEM
				eng	95.11.23	code	213
				chr	95.11.23	scale	Az
				app	95.11.23	size	73359
					N/A	sheet	2 of 2
sheet index	revision sheet						