

Glass Passivated Ultrafast Rectifier

Major Ratings and Characteristics

$I_{F(AV)}$	3.0 A
V_{RRM}	50 V to 400 V
I_{FSM}	125 A
t_{rr}	50 ns
V_F	0.95 V, 1.25 V
T_j max.	150 °C



Features

- Cavity-free glass-passivated junction
- Ultrafast reverse recovery time
- Low forward voltage drop
- Low leakage current
- Low switching losses, high efficiency
- High forward surge capability
- Solder Dip 260° C, 40 seconds



Mechanical Data

Case: GP20, molded epoxy over glass body

Epoxy meets UL-94V-0 Flammability rating

Terminals: Matte tin plated leads, solderable per J-STD-002B and JESD22-B102D

E3 suffix for commercial grade, HE3 suffix for high reliability grade (AEC Q101 qualified)

Polarity: Color band denotes cathode end

Typical Applications

For use in high frequency rectification and freewheeling application in switching mode converters and inverters for consumer, computer and Telecommunication

Maximum Ratings

$T_A = 25$ °C unless otherwise specified

Parameter	Symbol	EGP30A	EGP30B	EGP30C	EGP30D	EGP30F	EGP30G	Unit
Maximum repetitive peak reverse voltage	V_{RRM}	50	100	150	200	300	400	V
Maximum RMS voltage	V_{RMS}	35	70	105	140	210	280	V
Maximum DC blocking voltage	V_{DC}	50	100	150	200	300	400	V
Maximum average forward rectified current 0.375" (9.5 mm) lead length at $T_A = 55$ °C	$I_{F(AV)}$	3.0						A
Peak forward surge current 8.3 ms single half sine-wave superimposed on rated load	I_{FSM}	125						A
Operating and storage temperature range	T_J, T_{STG}	- 65 to + 150						°C

Electrical Characteristics

$T_A = 25\text{ }^\circ\text{C}$ unless otherwise specified

Parameter	Test condition	Symbol	EGP30A	EGP30B	EGP30C	EGP30D	EGP30F	EGP30G	Unit
Maximum instantaneous forward voltage	at 3.0 A	V_F	0.95				1.25		V
Maximum DC reverse current at rated DC blocking voltage	$T_A = 25\text{ }^\circ\text{C}$ $T_A = 125\text{ }^\circ\text{C}$	I_R	5.0				100		μA
Maximum reverse recovery time	at $I_F = 0.5\text{ A}$, $I_R = 1.0\text{ A}$, $I_{rr} = 0.25\text{ A}$	t_{rr}	50						ns
Typical junction capacitance	at 4.0 V, 1 MHz	C_J	85				75		pF

Thermal Characteristics

$T_A = 25\text{ }^\circ\text{C}$ unless otherwise specified

Parameter	Symbol	EGP30A	EGP30B	EGP30C	EGP30D	EGP30F	EGP30G	Unit
Typical thermal resistance ⁽¹⁾	$R_{\theta JA}$ $R_{\theta JL}$	20				8.0		$^\circ\text{C/W}$

Notes:

(1) Thermal resistance from junction to ambient, and from junction to lead at 0.375" (9.5 mm) lead length, P.C.B. mounted

Ratings and Characteristics Curves

($T_A = 25\text{ }^\circ\text{C}$ unless otherwise noted)

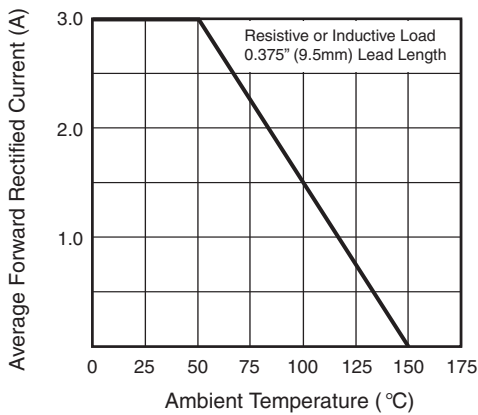


Figure 1. Maximum Forward Current Derating Curve

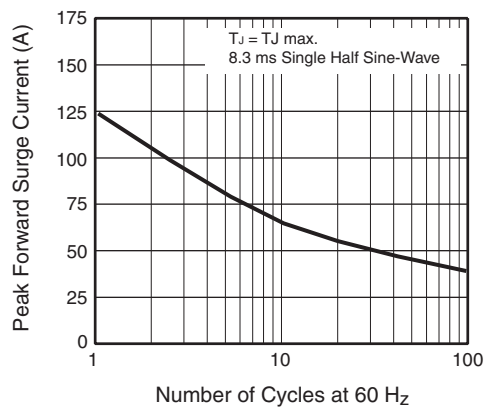


Figure 2. Maximum Non-Repetitive Peak Forward Surge Current

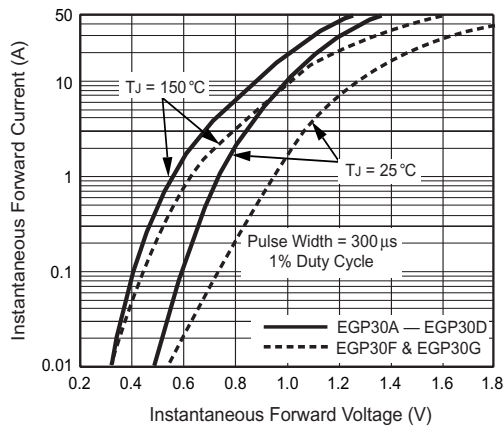


Figure 3. Typical Instantaneous Forward Characteristics

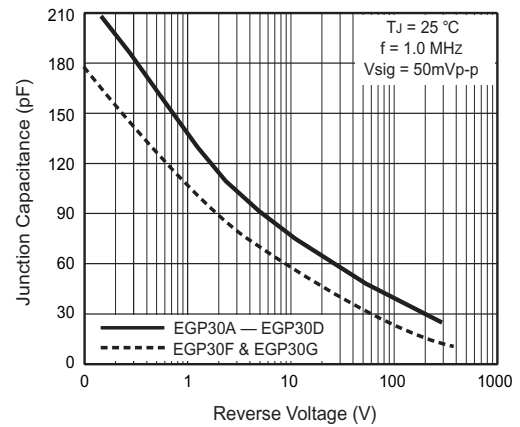


Figure 5. Typical Junction Capacitance

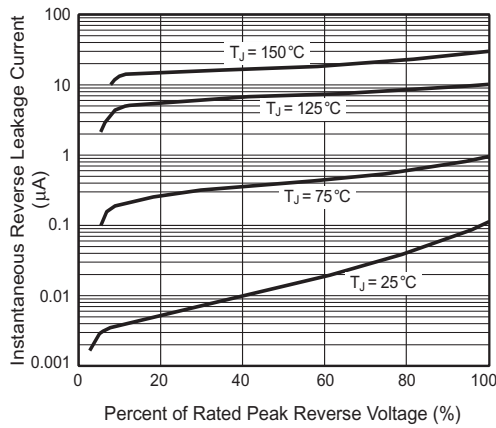


Figure 4. Typical Reverse Leakage Characteristics

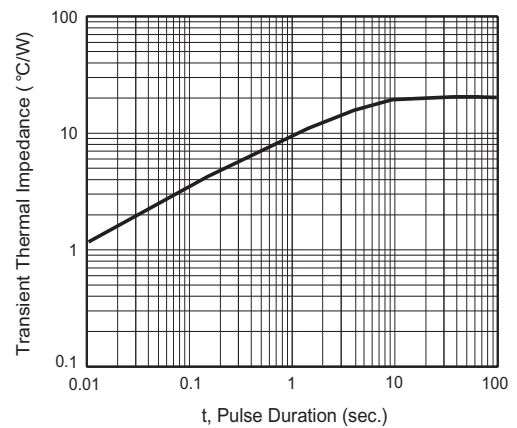
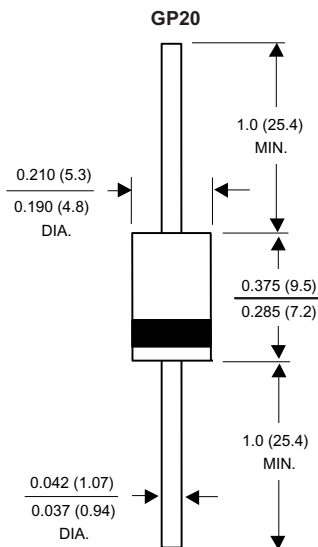


Figure 6. Typical Transient Thermal Impedance

Package outline dimensions in inches (millimeters)





Notice

Specifications of the products displayed herein are subject to change without notice. Vishay Intertechnology, Inc., or anyone on its behalf, assumes no responsibility or liability for any errors or inaccuracies.

Information contained herein is intended to provide a product description only. No license, express or implied, by estoppel or otherwise, to any intellectual property rights is granted by this document. Except as provided in Vishay's terms and conditions of sale for such products, Vishay assumes no liability whatsoever, and disclaims any express or implied warranty, relating to sale and/or use of Vishay products including liability or warranties relating to fitness for a particular purpose, merchantability, or infringement of any patent, copyright, or other intellectual property right.

The products shown herein are not designed for use in medical, life-saving, or life-sustaining applications. Customers using or selling these products for use in such applications do so at their own risk and agree to fully indemnify Vishay for any damages resulting from such improper use or sale.