

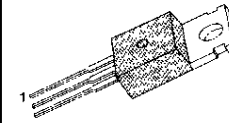
MEDIUM POWER LINEAR AND SWITCHING APPLICATIONS
LOW SATURATION VOLTAGE

- Complement to BD534, BD536 and BD538 respectively

ABSOLUTE MAXIMUM RATINGS

Characteristic	Symbol	Rating	Unit
Collector Emitter Voltage : BD533	V_{CBO}	45	V
: BD535		60	V
: BD537		80	V
Collector Emitter Voltage : BD533	V_{CES}	45	V
: BD535		60	V
: BD537		80	V
Collector Emitter Voltage : BD533	V_{CEO}	45	V
: BD535		60	V
: BD537		80	V
Emitter Base Voltage	V_{EBO}	5	V
Collector Current (DC)	I_C	8	A
Emitter Current	I_E	8	A
Base Current	I_B	1	A
Collector Dissipation ($T_C=25^\circ\text{C}$)	P_C	50	W
Junction Temperature	T_J	150	$^\circ\text{C}$
Storage Temperature	T_{STG}	-65 ~ 150	$^\circ\text{C}$

TO-220

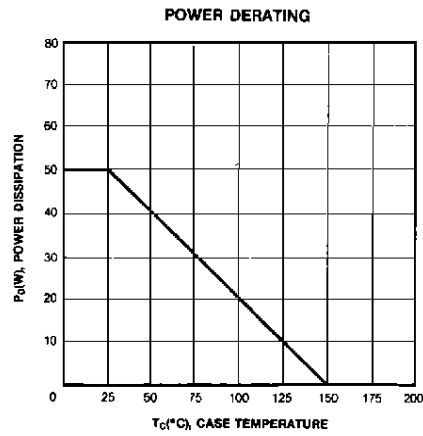
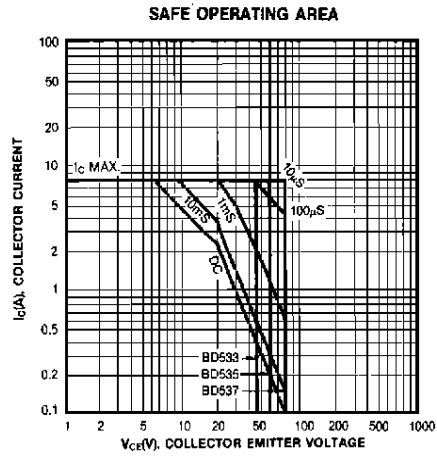
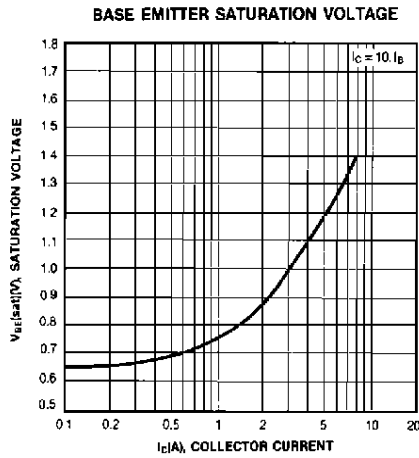
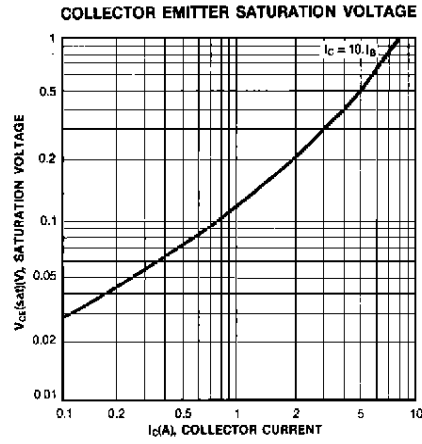
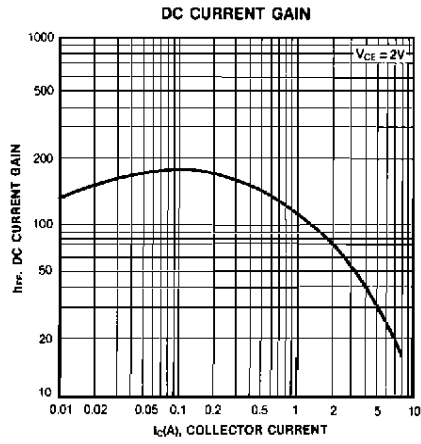


1.Base 2.Collector 3.Emitter

ELECTRICAL CHARACTERISTICS ($T_C=25^\circ\text{C}$)

Characteristic	Symbol	Test Conditions	Min	Typ	Max	Unit
Collector Cutoff Current : BD533	I_{CBO}	$V_{CB} = 45\text{V}, I_E = 0$			100	μA
: BD535		$V_{CB} = 60\text{V}, I_E = 0$			100	μA
: BD537		$V_{CB} = 80\text{V}, I_E = 0$			100	μA
Collector Cutoff Current : BD533	I_{CES}	$V_{CE} = 45\text{V}, V_{BE} = 0$			100	μA
: BD535		$V_{CE} = 60\text{V}, V_{BE} = 0$			100	μA
: BD537		$V_{CE} = 80\text{V}, V_{BE} = 0$			100	μA
Emitter Cutoff Current	I_{EBO}	$V_{EB} = 5\text{V}, I_C = 0$			1	mA
*DC Current Gain : BD533/535	h_{FE}	$V_{CE} = 5\text{V}, I_C = 10\text{mA}$	20			
: BD537			15			
: ALL DEVICE		$V_{CE} = 2\text{V}, I_C = 500\text{mA}$	40			
: BD533/535		$V_{CE} = 2\text{V}, I_C = 2\text{A}$	25			
: BD537			15			
h_{FE} Groups J : ALL DEVICE	h_{FE}	$V_{CE} = 2\text{V}, I_C = 2\text{A}$	30		75	
		$V_{CE} = 2\text{V}, I_C = 3\text{A}$	15			
K : ALL DEVICE		$V_{CE} = 2\text{V}, I_C = 2\text{A}$	40		100	
		$V_{CE} = 2\text{V}, I_C = 3\text{A}$	20			
*Collector Emitter Saturation Voltage	$V_{CE(sat)}$	$I_C = 2\text{A}, I_B = 0.2\text{A}$			0.8	V
		$I_C = 6\text{A}, I_B = 0.6\text{A}$		0.8		V
*Base Emitter On Voltage	$V_{BE(on)}$	$V_{CE} = 2\text{V}, I_C = 2\text{A}$			1.5	V
Transition Frequency	f_T	$V_{CE} = 1\text{V}, I_C = 500\text{mA}$	3	12		MHz

* Pulse Test: PW =300 μs , duty Cycle =1.5% Pulsed



TRADEMARKS

The following are registered and unregistered trademarks Fairchild Semiconductor owns or is authorized to use and is not intended to be an exhaustive list of all such trademarks.

ACE _x ™	ISOPLANAR™
CoolFET™	MICROWIRE™
CROSSVOLT™	POP™
E ² CMOS™	PowerTrench™
FACT™	QS™
FACT Quiet Series™	Quiet Series™
FAST®	SuperSOT™-3
FAST _r ™	SuperSOT™-6
GTO™	SuperSOT™-8
HiSeC™	TinyLogic™

DISCLAIMER

FAIRCHILD SEMICONDUCTOR RESERVES THE RIGHT TO MAKE CHANGES WITHOUT FURTHER NOTICE TO ANY PRODUCTS HEREIN TO IMPROVE RELIABILITY, FUNCTION OR DESIGN. FAIRCHILD DOES NOT ASSUME ANY LIABILITY ARISING OUT OF THE APPLICATION OR USE OF ANY PRODUCT OR CIRCUIT DESCRIBED HEREIN; NEITHER DOES IT CONVEY ANY LICENSE UNDER ITS PATENT RIGHTS, NOR THE RIGHTS OF OTHERS.

LIFE SUPPORT POLICY

FAIRCHILD'S PRODUCTS ARE NOT AUTHORIZED FOR USE AS CRITICAL COMPONENTS IN LIFE SUPPORT DEVICES OR SYSTEMS WITHOUT THE EXPRESS WRITTEN APPROVAL OF FAIRCHILD SEMICONDUCTOR CORPORATION. As used herein:

1. Life support devices or systems are devices or systems which, (a) are intended for surgical implant into the body, or (b) support or sustain life, or (c) whose failure to perform when properly used in accordance with instructions for use provided in the labeling, can be reasonably expected to result in significant injury to the user.
2. A critical component is any component of a life support device or system whose failure to perform can be reasonably expected to cause the failure of the life support device or system, or to affect its safety or effectiveness.

PRODUCT STATUS DEFINITIONS

Definition of Terms

Datasheet Identification	Product Status	Definition
Advance Information	Formative or In Design	This datasheet contains the design specifications for product development. Specifications may change in any manner without notice.
Preliminary	First Production	This datasheet contains preliminary data, and supplementary data will be published at a later date. Fairchild Semiconductor reserves the right to make changes at any time without notice in order to improve design.
No Identification Needed	Full Production	This datasheet contains final specifications. Fairchild Semiconductor reserves the right to make changes at any time without notice in order to improve design.
Obsolete	Not In Production	This datasheet contains specifications on a product that has been discontinued by Fairchild semiconductor. The datasheet is printed for reference information only.