


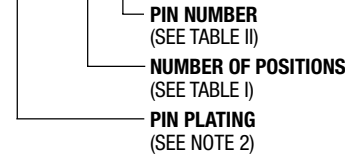
# .100" (2.54mm) Single Row, Surface Mount, Vertical Header



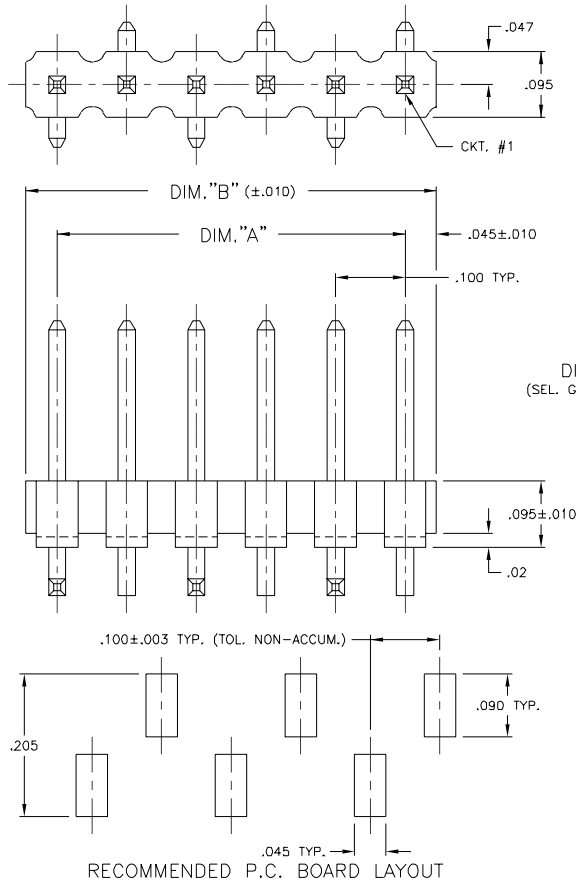
## 9100 SERIES ("POST/BOXE")

PART NUMBER LEGEND

910X-21-1XX-XX



**MATING CONNECTORS: 9000 SERIES**



**NOTES:**

- 1) MATERIALS: INSULATOR - POLYESTER(PET), 30% G.R., U.L. 94V-0, COLOR IS BLACK;  
PINS - PHOSPHOR BRONZE.
- 2) PIN FINISH: 9100 - TIN/LEAD OVER NICKEL PLATE;  
9102 - GOLD (.000015 THICK) OVER NICKEL PLATE (.000030 THICK),  
9108 - SEL. GOLD (.000030 THICK) AND SEL. 90/10 TIN/LEAD (.0001/.0002 THICK) WITH NICKEL UNDERPLATE OVERALL (.000050/.000150 THICK),  
910E - SEL. GOLD (.000015 THICK) AND SEL. 90/10 TIN/LEAD (.0001/.0002 THICK) WITH NICKEL UNDERPLATE OVERALL (.000050/.000150 THICK).
- 3) PIN RETENTION: 2 LB MINIMUM.

TABLE I

PART No.	No. OF POS.	DIM "A"	DIM "B"
910X-21-102-XX	2	.100	.190
↑ -103- ↓	3	.200	.290
↑ -104- ↓	4	.300	.390
↑ -105- ↓	5	.400	.490
↑ -106- ↓	6	.500	.590
↑ -107- ↓	7	.600	.690
↑ -108- ↓	8	.700	.790
↑ -109- ↓	9	.800	.890
↑ -110- ↓	10	.900	.990
↑ -111- ↓	11	1.000	1.090
↑ -112- ↓	12	1.100	1.190
↑ -113- ↓	13	1.200	1.290
↑ -114- ↓	14	1.300	1.390
↑ -115- ↓	15	1.400	1.490
↑ -116- ↓	16	1.500	1.590
↑ -117- ↓	17	1.600	1.690
↑ -118- ↓	18	1.700	1.790
↑ -119- ↓	19	1.800	1.890
↑ -120- ↓	20	1.900	1.990
↑ -121- ↓	21	2.000	2.090
↑ -122- ↓	22	2.100	2.190
↑ -123- ↓	23	2.200	2.290
↑ -124- ↓	24	2.300	2.390
↑ -125- ↓	25	2.400	2.490
↑ -126- ↓	26	2.500	2.590
↑ -127- ↓	27	2.600	2.690
↑ -128- ↓	28	2.700	2.790
↑ -129- ↓	29	2.800	2.890
↑ -130- ↓	30	2.900	2.990
↑ -131- ↓	31	3.000	3.090
↑ -132- ↓	32	3.100	3.190
↑ -133- ↓	33	3.200	3.290
↑ -134- ↓	34	3.300	3.390
↑ -135- ↓	35	3.400	3.490
↑ -136- ↓	36	3.500	3.590
↑ -137- ↓	37	3.600	3.690
↑ -138- ↓	38	3.700	3.790
↑ -139- ↓	39	3.800	3.890
↑ -140- ↓	40	3.900	3.990

TABLE II

PART No.	DIM "C"	DIM "D"
910X-21-1XX-01	.230	.160
910X-21-1XX-02	.320	.200