



1SS417TM

HIGH SPEED SWITCHING APPLICATION

FEATURES

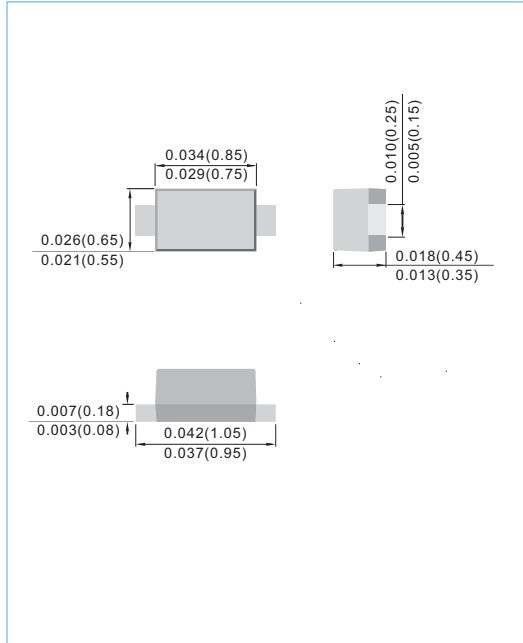
- Small package
- Low forward voltage : $V_F(3)=0.56V(\text{typ.})$
- Low reverse current : $I_R=5\mu A(\text{Max.})$

MECHANICAL DATA

- Case : SOD-923, Plastic
- Terminals : Solderable per MIL-STD-750, Method 2026
- Approx. Weight : 0.00002 ounces, 0.0005 grams
- Marking : 4

SOD-923

Unit : inch(mm)



MAXIMUM RATINGS ($T_A=25^\circ C$)

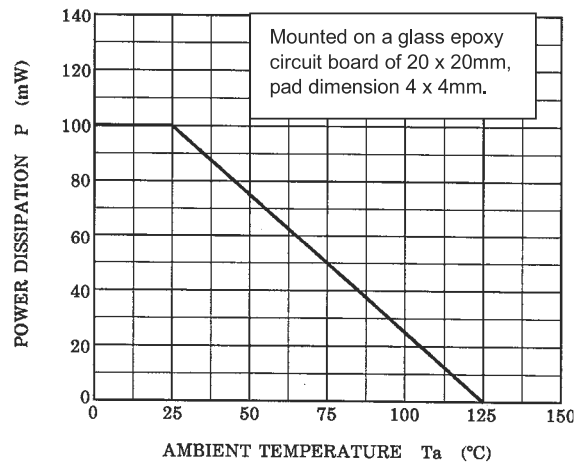
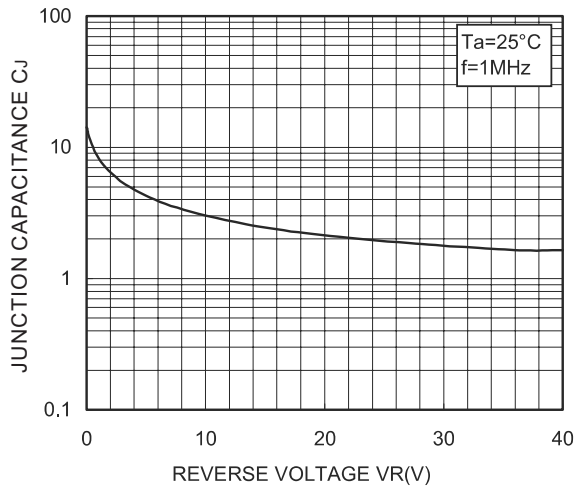
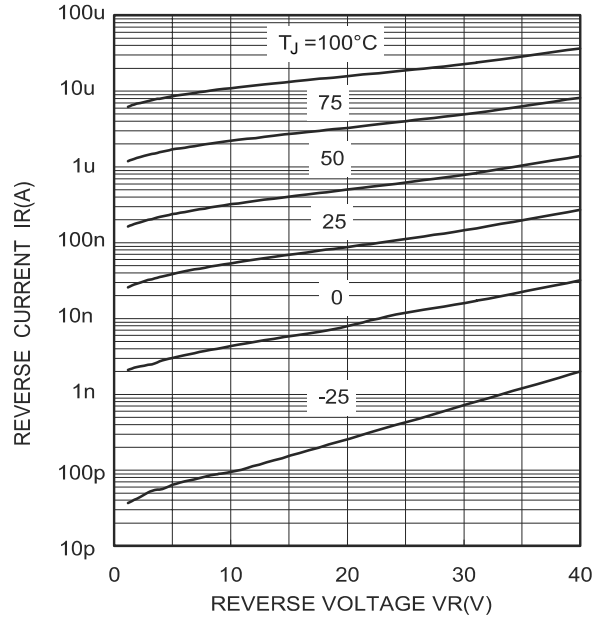
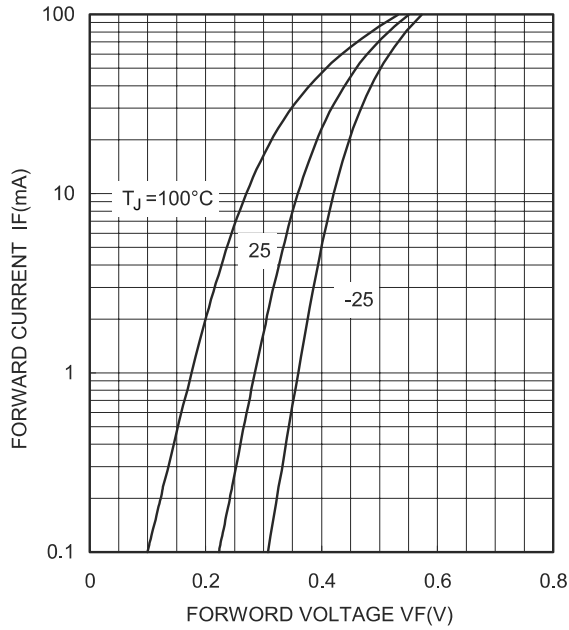
CHARACTERISTIC	SYMBOL	RATING	UNIT
Maximum (Peak) Reverse Voltage	V_{RM}	45	V
Reverse Voltage	V_R	40	V
Maximum (Peak) Forward Current	I_{FSM}	200	mA
Average Forward Current	I_O	100	mA
Surge Current (10ms)	I_{FSM}	1	A
Power dissipation	P	100	mW
Operating Junction and Storage Temperature Range	T_J, T_{STG}	-55 to + 125	$^\circ C$

ELECTRICAL CHARACTERISTICS ($T_A=25^\circ C$)

CHARACTERISTIC	SYMBOL	TEST CONDITIONS	MIN	TYP	MAX	UNIT
Forward Voltage	V_{F1}	$I_F = 1\text{mA}$	-	0.28	-	V
	V_{F2}	$I_F = 10\text{mA}$	-	0.36	-	
	V_{F3}	$I_F = 50\text{mA}$	-	0.56	0.62	
Reverse Current	I_R	$V_R = 40\text{V}$	-	-	5	μA
Junction Capacitance	C_J	$V_R = 0, f=1\text{MHz}$	-	15	-	pF



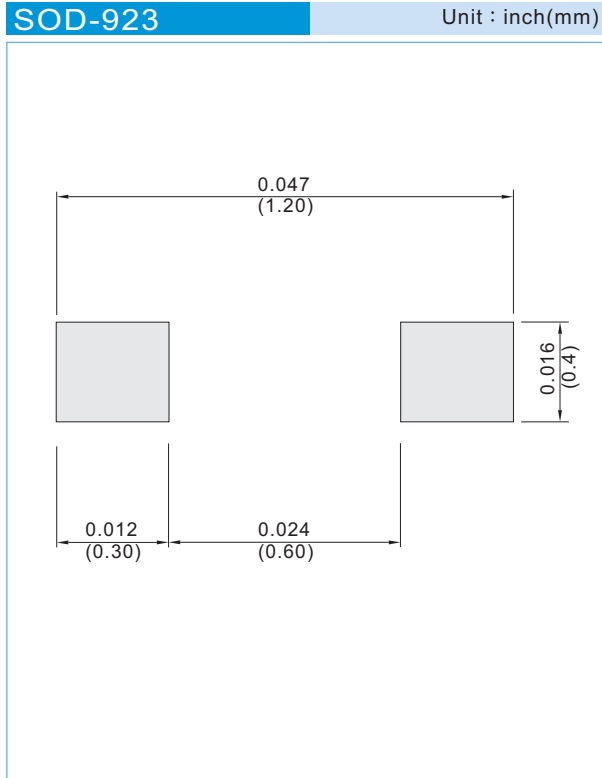
1SS417TM





1SS417TM

MOUNTING PAD LAYOUT



ORDER INFORMATION

- Packing information
- T/R - 8K per 7" plastic Reel

LEGAL STATEMENT

Copyright PanJit International, Inc 2012

The information presented in this document is believed to be accurate and reliable. The specifications and information herein are subject to change without notice. Pan Jit makes no warranty, representation or guarantee regarding the suitability of its products for any particular purpose. Pan Jit products are not authorized for use in life support devices or systems. Pan Jit does not convey any license under its patent rights or rights of others.