


FFC/FPC Connector 1,00 mm

Series

400

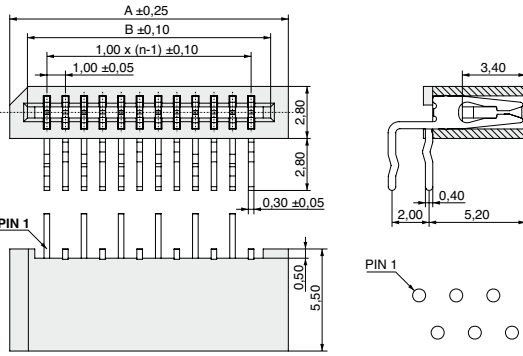


Rated current	1,0 A
Rated voltage	100 V _{RMS} / V _{DC}
Withstand voltage	500 V _{RMS} for 1 minute
Material contact	Phosphor bronze
Material insulator	High temp. thermoplast UL94V-0
Operating temperature	-20°C to +105°C
Max. processing temper.	260°C for 10 seconds
	Parts should go through one reflow soldering process only

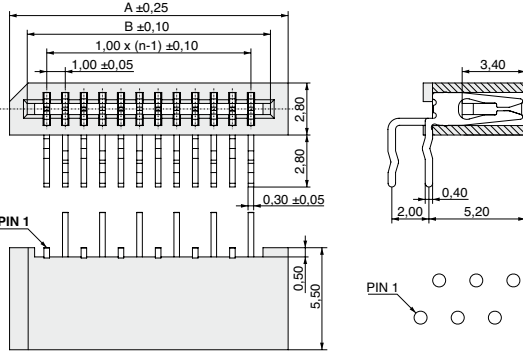
pitch	1,00
termination	
max. pincount	030

All dimensions in mm.

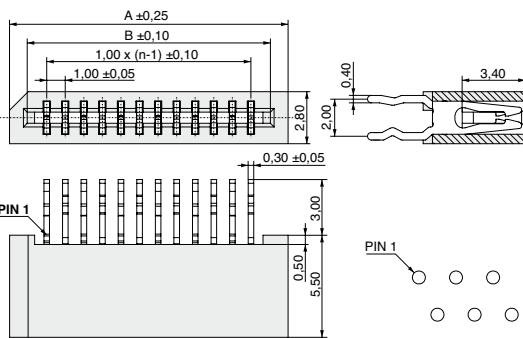
Variation



1

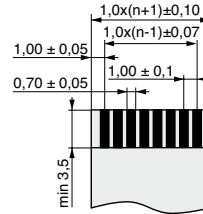


2

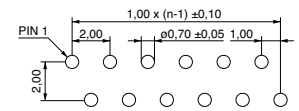


3

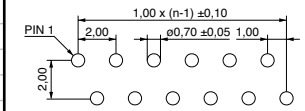
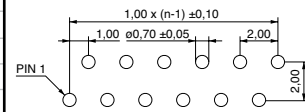
Cable specification



PCB Layout



no. of contacts	see figure left		available in variation					
	A	B	1	2	3	4	5	6
003	6,00	4,10	1	2	3	4	5	6
004	7,00	5,10	1	2	3	4	5	6
005	8,00	6,10	1	2	3	4	5	6
006	9,00	7,10	1	2	3	4	5	6
007	10,00	8,10	1	2	3	4	5	6
008	11,00	9,10	1	2	3	4	5	6
009	12,00	10,10	1	2	3	4	5	6
010	13,00	11,10	1	2	3	4	5	6
011	14,00	12,10	1	2	3	4	5	6
012	15,00	13,10	1	2	3	4	5	6
013	16,00	14,10	1	2	3	4	5	6
014	17,00	15,10	1	2	3	4	5	6
015	18,00	16,10	1	2	3	4	5	6
016	19,00	17,10	1	2	3	4	5	6
017	20,00	18,10	1	2	3	4	5	6
018	21,00	19,10	1	2	3	4	5	6
019	22,00	20,10	1	2	3	4	5	6
020	23,00	21,10	1	2	3	4	5	6
021	24,00	22,10	1	2	3	4	5	6
022	25,00	23,10	1	2	3	4	5	6
023	26,00	24,10	1	2	3	4	5	6
024	27,00	25,10	1	2	3	4	5	6
025	28,00	26,10	1	2	3	4	5	6
026	29,00	27,10	1	2	3	4	5	6
027	30,00	28,10	1	2	3	4	5	6
028	31,00	29,10	1	2	3	4	5	6
029	32,00	30,10	1	2	3	4	5	6
030	33,00	31,10	1	2	3	4	5	6



Plating: T = Sn Packaging: T = Tube

Variation (1,2,3)

No. of contacts

Plating contact

Packaging

Other variations on next page

Order code:

400-?-?-???-T-KT0

Mating series
see page

409
8-2



www.mpe-connector.de

Product group
7

CS190411_V3

