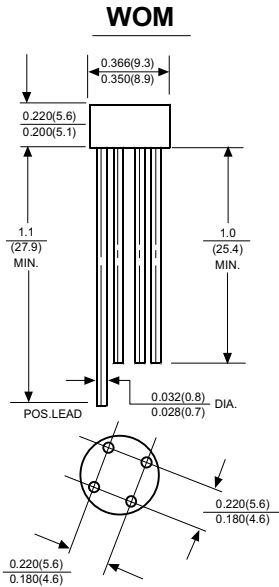


W005M-G THRU W10M-G
SILICON BRIDGE RECTIFIERS

Reverse Voltage - 50 to 1000 Volts Forward Current - 1.5 Amperes



Dimensions in inches and (millimeters)

FEATURES

- ◆ The plastic package carries Underwriters Laboratory Flammability Classification 94V-0
- ◆ Ideal for printed circuit boards
- ◆ Low reverse leakage
- ◆ High forward surge current capability
- ◆ High temperature soldering guaranteed:
260°C/10 seconds, 0.375" (9.5mm) lead length, 5 lbs. (2.3kg) tension
- ◆ UL Recognized File # E223064
- ◆ Green Products in Compliance with the RoHS Directive

MECHANICAL DATA

Case: Molded plastic body
Terminals: Plated leads solderable per MIL-STD-750, Method 2026
Polarity: Polarity symbols marked on case
Mounting Position: Any
Weight: 0.042 ounce, 1.2 grams

MAXIMUM RATINGS AND ELECTRICAL CHARACTERISTICS

Ratings at 25°C ambient temperature unless otherwise specified.

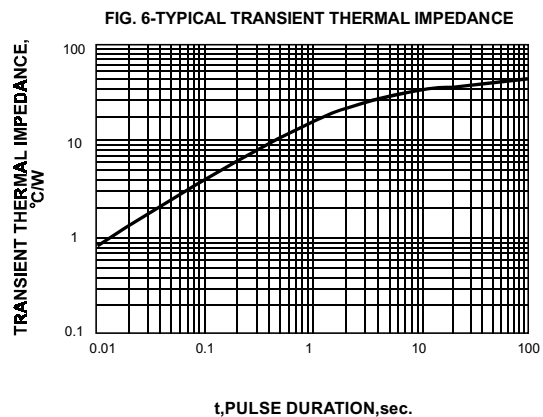
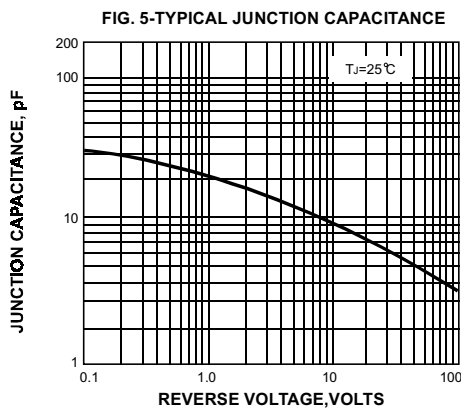
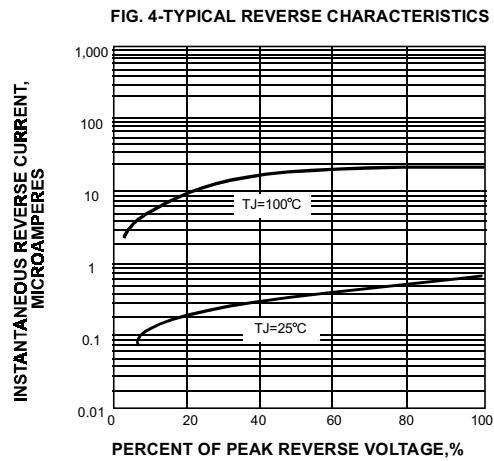
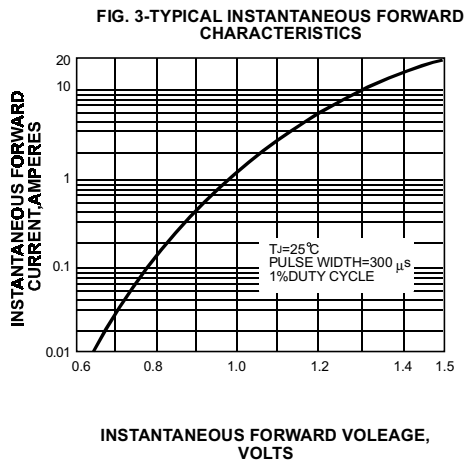
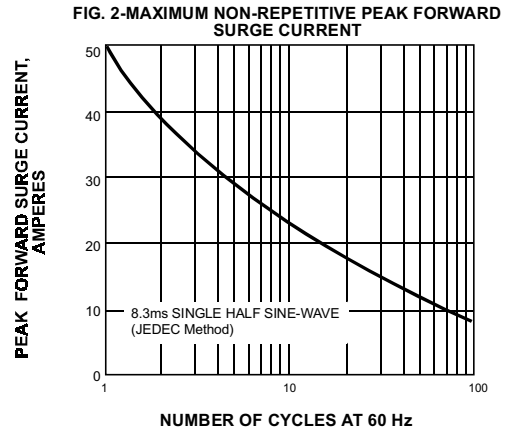
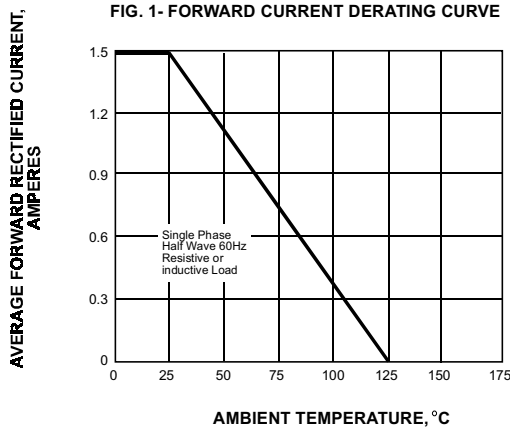
Single phase half-wave 60Hz, resistive or inductive load, for capacitive load current derate by 20%.

	SYMBOLS	W005M-G	W01M-G	W02M-G	W04M-G	W06M-G	W08M-G	W10M-G	UNITS
Maximum repetitive peak reverse voltage	V_{RRM}	50	100	200	400	600	800	1000	VOLTS
Maximum RMS voltage	V_{RMS}	35	70	140	280	420	560	700	VOLTS
Maximum DC blocking voltage	V_{DC}	50	100	200	400	600	800	1000	VOLTS
Maximum average forward output rectified current at $T_A=25^\circ\text{C}$ (Note 2)	I_{AV}	1.5							Amps
Peak forward surge current 8.3ms single half sine-wave superimposed on rated load (JEDEC Method)	I_{FSM}	40.0							Amps
Rating for Fusing ($t < 8.3\text{ms}$)	I^2t	10							A^2s
Maximum instantaneous forward voltage drop per bridge element at 1.0A	V_F	1.0							Volts
Maximum DC reverse current $T_A=25^\circ\text{C}$ at rated DC blocking voltage $T_A=100^\circ\text{C}$	I_R	10							μA
		0.5							mA
Typical Junction Capacitance (Note 1)	C_J	15							pF
Typical Thermal Resistance	$R_{\theta JA}$	40							$^\circ\text{C}/\text{W}$
Operating junction temperature range	T_J	-65 to +165							$^\circ\text{C}$
storage temperature range	T_{STG}	-65 to +165							$^\circ\text{C}$

NOTES:

1. Measured at 1.0 MHz and applied reverse voltage of 4.0 Volts.
2. Unit mounted on P.C. board with 0.22" x 0.22" (5.5x5.5mm) copper pads, 0.375" (9.5mm) lead length.

RATINGS AND CHARACTERISTIC CURVES W005M THRU W10M



TECHNICAL DATA

DISCLAIMER:

- 1- The information given herein, including the specifications and dimensions, is subject to change without prior notice to improve product characteristics. Before ordering, purchasers are advised to contact the Sensitron Semiconductor sales department for the latest version of the datasheet(s).
- 2- In cases where extremely high reliability is required (such as use in nuclear power control, aerospace and aviation, traffic equipment, medical equipment, and safety equipment), safety should be ensured by using semiconductor devices that feature assured safety or by means of users' fail-safe precautions or other arrangement.
- 3- In no event shall Sensitron Semiconductor be liable for any damages that may result from an accident or any other cause during operation of the user's units according to the datasheet(s). Sensitron Semiconductor assumes no responsibility for any intellectual property claims or any other problems that may result from applications of information, products or circuits described in the datasheets.
- 4- In no event shall Sensitron Semiconductor be liable for any failure in a semiconductor device or any secondary damage resulting from use at a value exceeding the absolute maximum rating.
- 5- No license is granted by the datasheet(s) under any patents or other rights of any third party or Sensitron Semiconductor.
- 6- The datasheet(s) may not be reproduced or duplicated, in any form, in whole or part, without the expressed written permission of Sensitron Semiconductor.
- 7- The products (technologies) described in the datasheet(s) are not to be provided to any party whose purpose in their application will hinder maintenance of international peace and safety nor are they to be applied to that purpose by their direct purchasers or any third party. When exporting these products (technologies), the necessary procedures are to be taken in accordance with related laws and regulations.