



SCHOTTKY DIODE MODULE TYPES 500A

Features

- High surge Capability
- Types Up to 200V V_{RRM}
- Isolation Type Package
- Electrically Isolation base plate

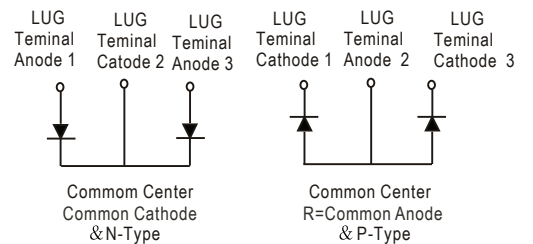
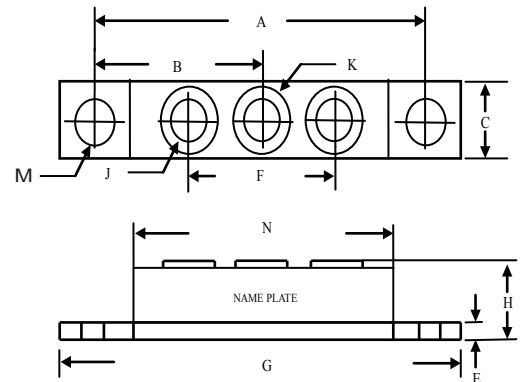
500 Amp Rectifier
150~200 Volts

Maximum Ratings

Operating Temperature: -55°C to +150 °C
Storage Temperature: -55°C to +150 °C

Part Number	Maximum Recurrent Peak Reverse Voltage	Maximum RMS Voltage	Maximum DC Blocking Voltage
MBRT500150(R)	150V	106V	150V
MBRT500200(R)	200V	141V	200V

THREE TOWER



Electrical Characteristics @ 25°C Unless Otherwise Specified

Average Forward Current (Per pkg)	I _{F(AV)}	500A	T _C =125 °C
Peak Forward Surge Current (Per leg)	I _{FSM}	3500A	8.3ms, half sine
Maximum (Per leg) Instantaneous Forward Voltage 150V 200V	V _F	0.88V 0.92V	I _{FM} =250A; T _J =25 °C
Maximum (NOTE (1)) Instantaneous Reverse Current At Rated DC Blocking Voltage (Per leg)	I _R	1 mA 10 mA 50 mA	T _J = 25 °C T _J = 100 °C T _J = 150 °C
Maximum Thermal Resistance Junction To Case (Per leg)	R _{θjc}	0.30 °C/W	

NOTE :

(1) Pulse Test: Pulse Width 300 μ sec, Duty < 2%

DIM	Inches		Millimeters	
	Min	Max	Min	Max
A	3.150	NOM	80.01	NOM
B	1.565	1.585	39.75	40.26
C	.700	.800	17.78	20.32
E	.119	.132	3.02	3.35
F	1.327	REF	33.72	REF
G	3.55	3.65	90.17	92.71
H	----	.73	----	18.30
J	1/4-20 UNC FULL			
K	.472	.511	12	13
M	.275	.295	6.99	7.49
N	2.38	2.46	60.5	62.5



Figure.1-Typical Forward Characteristics

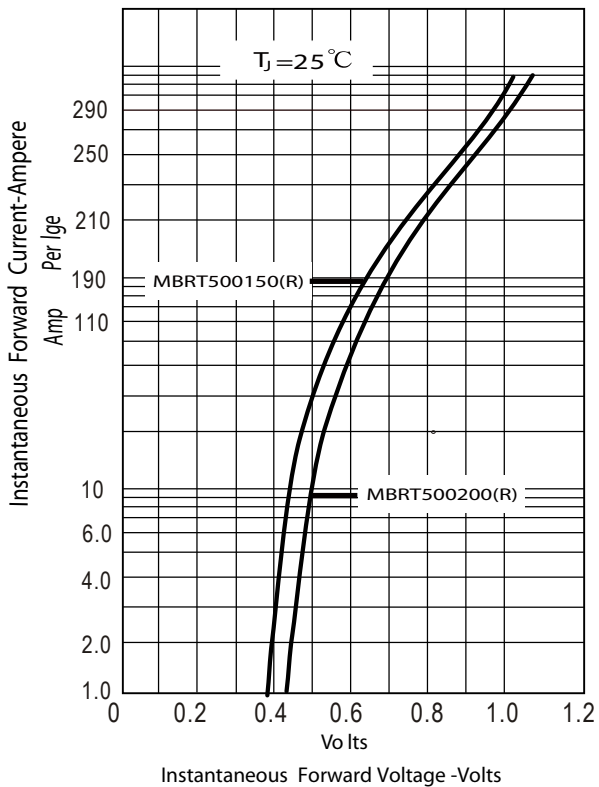


Figure.2-Forward Derating Curve

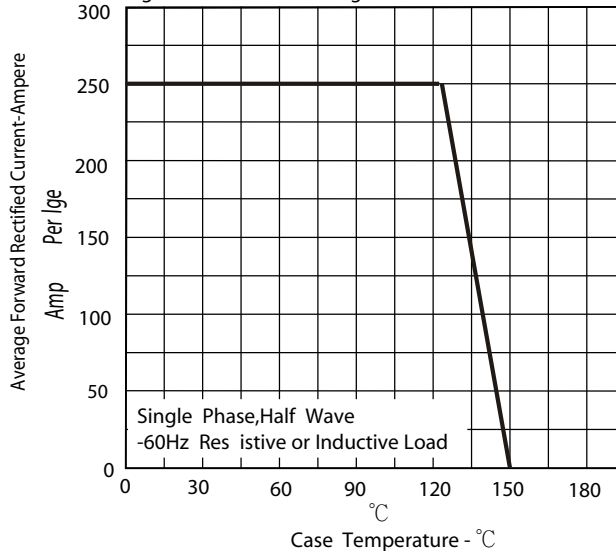


Figure.4-Typical Reverse Characteristics

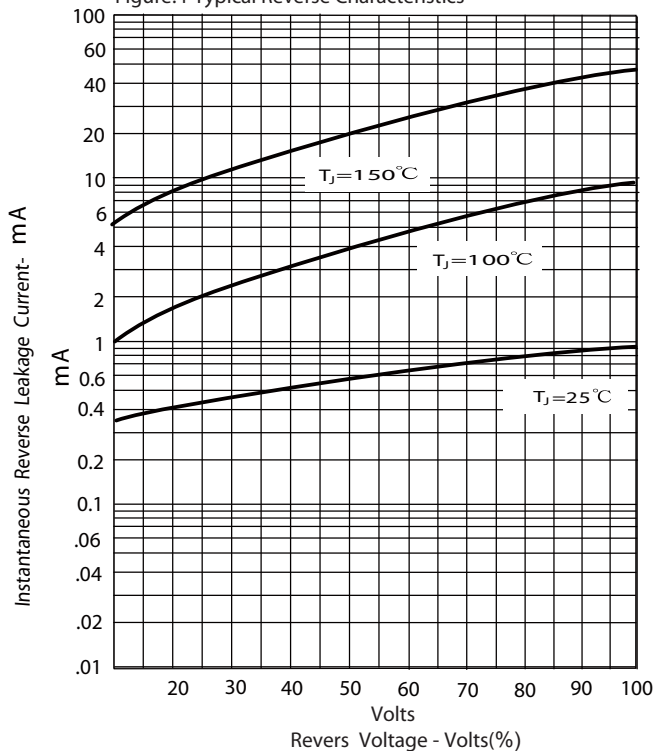


Figure.3-Peak Forward Surge Current

