


TMMH-125-04-G-D-EP



TMMH-122-04-T-D-LC-M

2mm LOW PROFILE STRIPS TMMH SERIES

Specifications:

TMMH HI-TEMP

Insulator Material: Black Liquid Crystal Polymer

Terminal Material: Phosphor Bronze

Current Rating: 3A

Operating Temp Range: -65°C to +105°C with Tin;

-65°C to +125°C with Gold

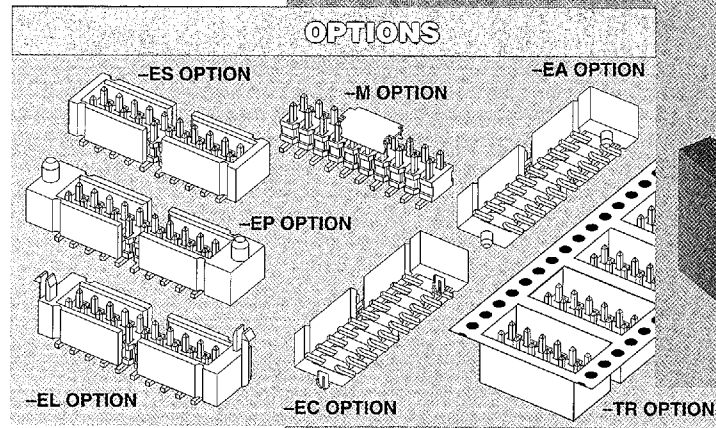
Max Processing Temp: 230°C for 60 seconds

Plating:


Sn or Au over 50µ" (1.27µm) Ni

SMT Lead Coplanarity: .004" (0,10mm) max

Mates with:
CLT, SQT, ESQT,
SMM, MMS, TCSD



FLEX SHROUD



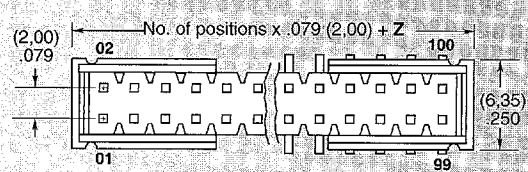
Note: Some lengths, styles and options are non-standard, non-returnable.



05 thru 50

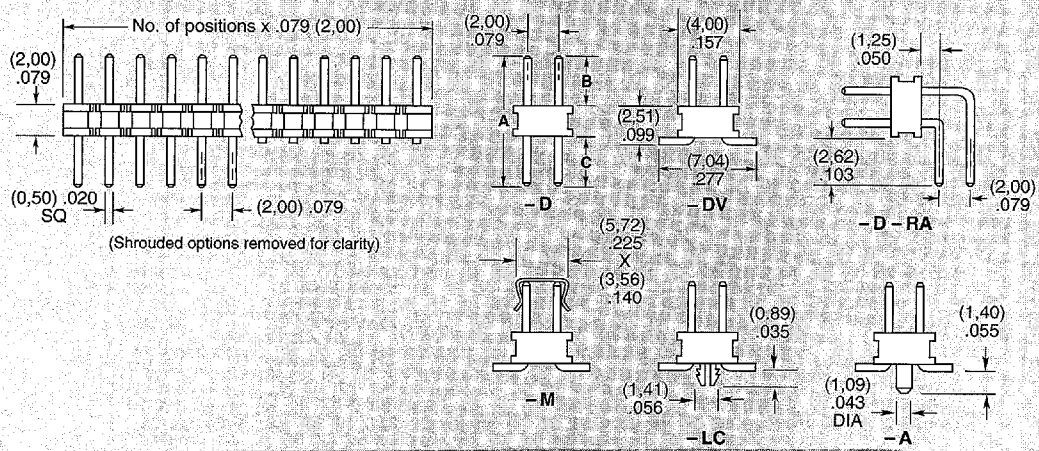
Specify Lead Style from chart below.

- G = 20µ" (0,51µm) Gold on post Gold flash on tail
- T = 150µ" (3,81µm) Tin
- S = 30µ" (0,76µm) Gold on post 150µ" (3,81µm) Tin on tail
- L = 10µ" (0,25µm) Gold on post 150µ" (3,81µm) Tin on tail
- F = Gold flash on post 150µ" (3,81µm) Tin on tail



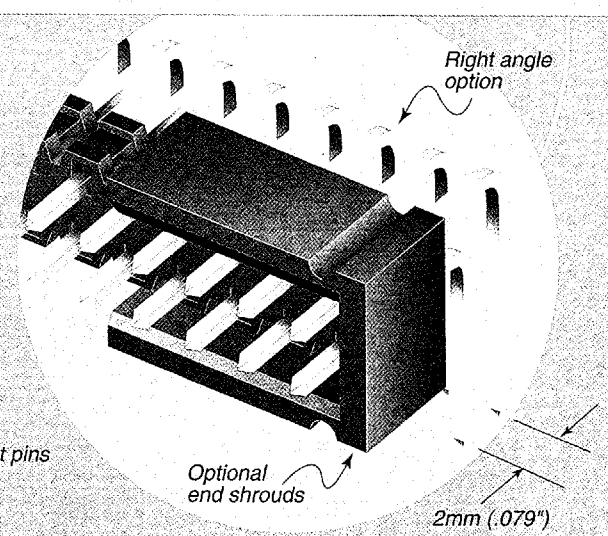
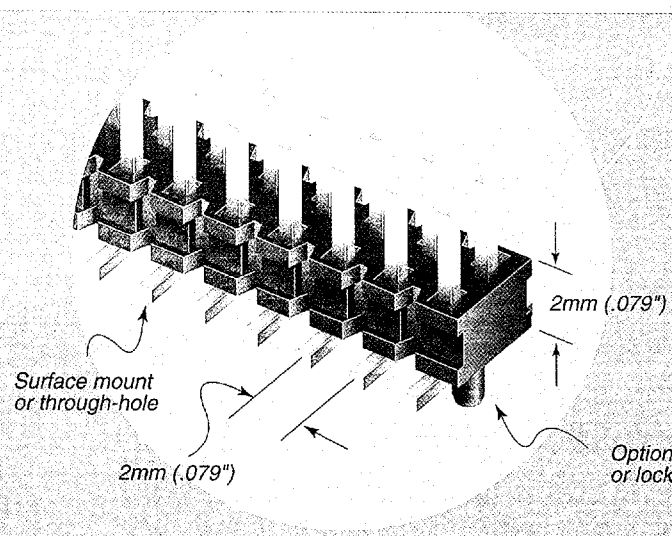
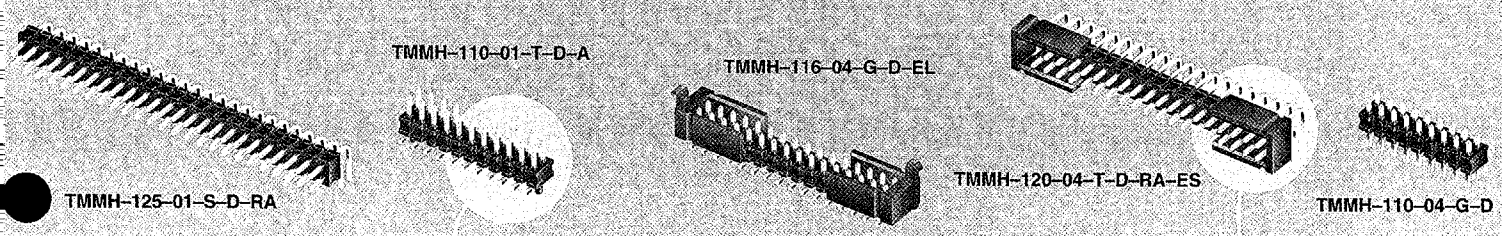
LEAD STYLE	A	B	C
-01	(7,67) .302	(3,20) .126	(2,46) .097
-04	(6,45) .255	(1,91) .075	(2,57) .101
-05	(5,69) .224	(1,40) .055	(2,29) .090

OPTION	Z
-ES	(3,05) .120
-EC	(4,83) .190
-EA	(5,21) .205
-EP	(6,10) .240
-EL	(3,56) .140



D 12F 7964149 0002085 093

Note: Due to technical progress, all designs, specifications and components are subject to change without notice.



Optional alignment pins or locking clips

TAIL OPTION

- D = Double Through Hole
- DV = Double Vertical Surface Mount
- D-RA = Double Right Angle

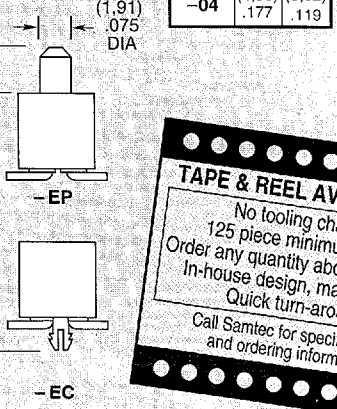
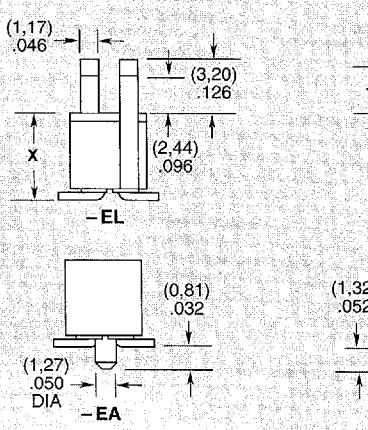
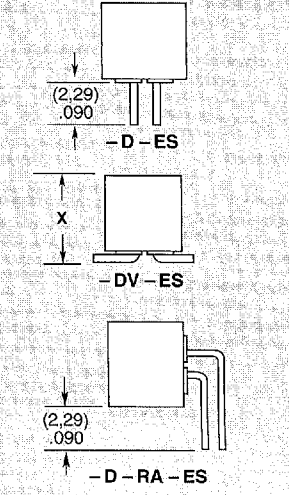
FLEX SHROUD OPTIONS

- ES = End Shroud
9 pins/row minimum
- EC = End Shroud with Locking Clip
9 pins/row minimum
- EA = End Shroud with Alignment Pin
9 pins/row minimum
- EP = End Shroud with Guide Post
9 pins/row minimum
- EL = End Shroud with Board Lock
9 pins/row minimum

OTHER OPTIONS

- “XX” = Polarized Position
Specify position of omitted pin
- M = Metal Pick & Place Pad
(Style -DV only)
- LC = Locking Clip
(Style -DV only)
- A = Alignment Pin
(Metal or plastic at Samtec discretion)
(Style -DV only)
- TR = Tape & Reel Packaging
(Style -DV only)
Options not available except -M & -ES

LEAD STYLE	X	Y
-01	(5.84) .230	(4.45) .175
-04	(4.50) .177	(3.02) .119



TAPE & REEL AVAILABILITY
No tooling charges.
125 piece minimum order.
Order any quantity above minimum.
In-house design, manufacture.
Quick turn-around.
Call Samtec for specifications and ordering information.

D 12F 7964149 0002086 T2T