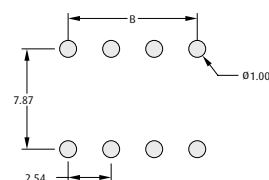



M20 Connectors

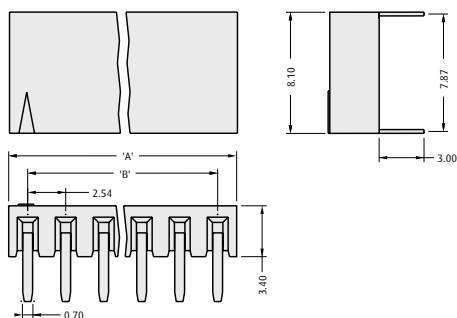
Horizontal PC Tail Female Connectors

- ❖ Suitable for use with male connectors shown on pages 52 to 57.
- ❖ Two point solder fixing for connector rigidity.



Recommended PC Board Pattern

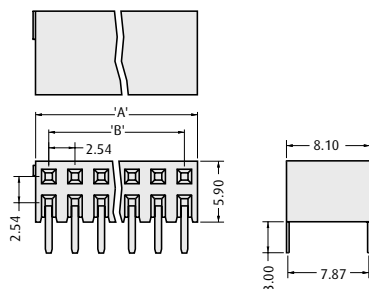
SINGLE ROW



CALCULATION

A	$(2.54 \times \text{No. of ways per row}) + 0.2$
B	$2.54 \times (\text{No. of ways per row} - 1)$

DOUBLE ROW



CALCULATION

A	$2.54 \times \text{No. of ways per row}$
B	$2.54 \times (\text{No. of ways per row} - 1)$

HOW TO ORDER

M20 - 78 X XX XX

SERIES CODE

NO. OF ROWS

8	Double Row
9	Single Row

FINISH

06	Tin/Lead
22	Gold + Tin/Lead
42	Gold + Tin
46	Tin

NO. OF WAYS PER ROW

02 to 40

www.harwin.com

