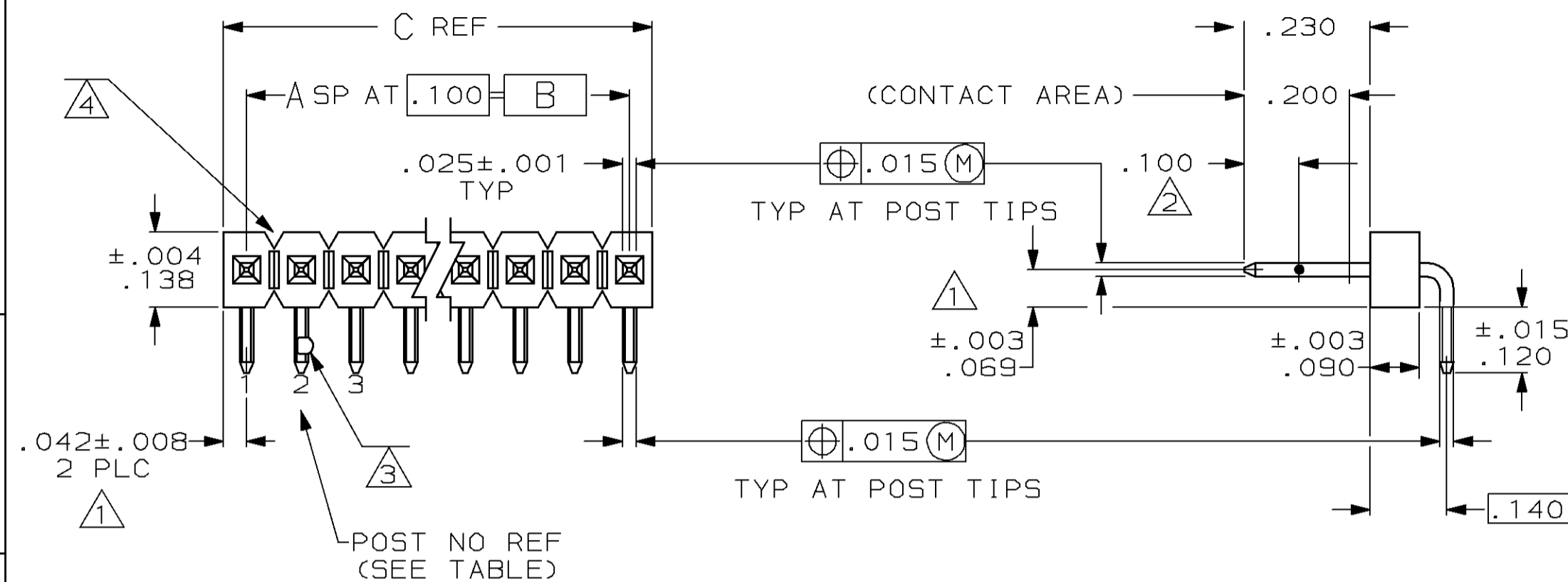
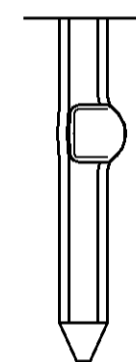


THIS DRAWING IS UNPUBLISHED. RELEASED FOR PUBLICATION, 19
 © COPYRIGHT 19 BY AMP INCORPORATED, HARRISBURG, PA. ALL INTERNATIONAL RIGHTS RESERVED. AMP PRODUCTS MAY BE COVERED BY U.S. AND FOREIGN PATENTS AND/OR PATENTS PENDING.

LOC		DIST		P		F		REVISIONS		
AD	39			ZONE	LTR	DESCRIPTION		DATE	APPROVED	
					D	EC 0010-1601-95		2/20/97	GD	



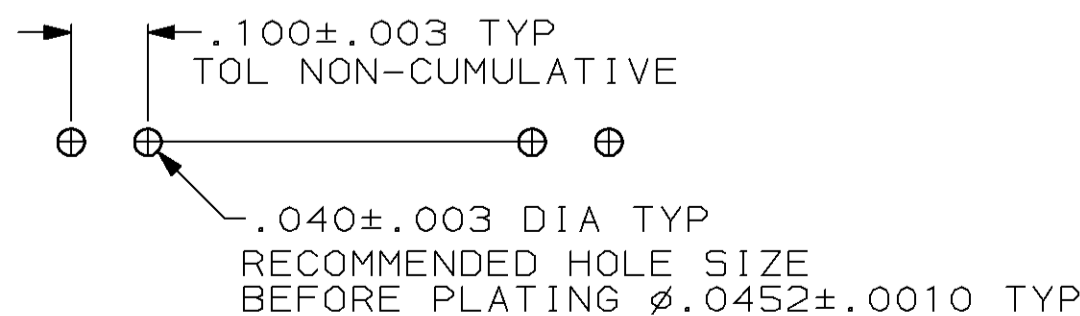
- 1 THE NOTED DIMENSION APPLIES AT THE INTERSECTION OF THE POST AND HOUSING
- 2 POINT OF MEASUREMENT FOR PLATING THICKNESS
- 3 SELECTIVE POSTS ARE FORMED TO PROVIDE CONNECTOR RETENTION TO PC BOARD UNTIL SOLDERED. RETENTION FEATURE IS FOR .055 MINIMUM PC BOARD THICKNESS. SEE DETAIL Z FOR FORM AND TABLE FOR LOCATIONS.
- 4 BREAKAWAY NOTCH ANGLE CAN BE ORIENTED TO THE RIGHT (AS SHOWN) OR TO THE LEFT



DETAIL Z
 POST DETAIL TYP
 2 POST MINIMUM
 SCALE 10:1

1, 2, 3, 4, 37, 38, 39, 40	3.984	3.900	39	40	2-104347-7
1, 2, 3, 4, 32, 33, 34, 35	3.484	3.400	34	35	2-104347-6
1, 2, 3, 4, 27, 28, 29, 30	2.984	2.900	29	30	2-104347-5
1, 2, 3, 4, 23, 24, 25, 26	2.584	2.500	25	26	2-104347-4
1, 2, 3, 4, 22, 23, 24, 25	2.484	2.400	24	25	2-104347-3
1, 2, 3, 4, 21, 22, 23, 24	2.384	2.300	23	24	2-104347-2
1, 2, 3, 4, 20, 21, 22, 23	2.284	2.200	22	23	2-104347-1
1, 2, 3, 4, 19, 20, 21, 22	2.184	2.100	21	22	2-104347-0
1, 2, 3, 4, 18, 19, 20, 21	2.084	2.000	20	21	1-104347-9
1, 2, 3, 4, 17, 18, 19, 20	1.984	1.900	19	20	1-104347-8
1, 2, 3, 4, 16, 17, 18, 19	1.884	1.800	18	19	1-104347-7
1, 2, 3, 4, 15, 16, 17, 18	1.784	1.700	17	18	1-104347-6
1, 2, 3, 4, 14, 15, 16, 17	1.684	1.600	16	17	1-104347-5
1, 2, 3, 4, 13, 14, 15, 16	1.584	1.500	15	16	1-104347-4
1, 2, 3, 4, 12, 13, 14, 15	1.484	1.400	14	15	1-104347-3
1, 2, 3, 4, 11, 12, 13, 14	1.384	1.300	13	14	1-104347-2
1, 2, 3, 4, 10, 11, 12, 13	1.284	1.200	12	13	1-104347-1
1, 2, 3, 4, 9, 10, 11, 12	1.184	1.100	11	12	1-104347-0
1, 2, 3, 4, 8, 9, 10, 11	1.084	1.000	10	11	104347-9
1, 2, 3, 4, 7, 8, 9, 10	.984	.900	9	10	104347-8
1, 2, 3, 4, 6, 7, 8, 9	.884	.800	8	9	104347-7
ALL	.784	.700	7	8	104347-6
ALL	.684	.600	6	7	104347-5
ALL	.584	.500	5	6	104347-4
ALL	.484	.400	4	5	104347-3
ALL	.384	.300	3	4	104347-2
ALL	.284	.200	2	3	104347-1

HOLD-DOWN POST CONFIGURATION LOCATION	C	B	A	NO OF POSN	ASSEMBLY PART NUMBER
---------------------------------------	---	---	---	------------	----------------------



RECOMMENDED HOLE LAYOUT

UNLESS OTHERWISE DIMENSIONS ARE IN INCHES TOLERANCES ON : 2 PL DEC ± - 3 PL DEC ± .005 ANGLES ± -	DR 2-4-88 M. PASTAL	AMP INCORPORATED Harrisburg, Pa. 17105			
MATERIAL: HOUSING: FLAME RETARDANT THERMOPLASTIC, COLOR-BLACK	CHK 2-9-88 R. FEIDT				
POSTS: PHOS BRONZE	APPD 2-9-88 R. FEIDT	NAME HEADER ASSY, MOD II, BREAKAWAY, RIGHT ANGLE, SINGLE ROW, .100¢, .025 SQ POSTS, W/HOLD-DOWN CONFIG			
FINISH: POSTS: .000030 GOLD ON THE CONTACT AREA, .000100-.000200 MATTE TIN-LEAD ON THE SOLDER TAIL, ALL OVER .000050 NICKEL	APPD 2-9-88 R. ELICKER	DRAWING NO 104347			
	PRODUCT SPEC	SIZE C	FSCM NO 00779	SHEET 1 OF 1	
	APPLICATION SPEC	SCALE 4:1			
	WEIGHT				

- [Home](#)
- [Part Number Search](#)
- [Document Search](#)
- [Text Search](#)
- [Alternate Part Search](#)
- [Multiple Part Comparison](#)
- [Alphabetical Search](#)
- [Brand Search](#)
- [Industry Product Search](#)
- [Product Type Search](#)
- [Product Family Search](#)
- [Competitor Cross Reference](#)
- [Lead Free Solutions](#)
- [Help/Glossary](#)

Current Brand View	View All Tyco Electronics Brands Click to activate links to all other products
AMP	

AMPMODU AMP .100 & .150 Centerline Through Hole Headers

AMP **1-104347-2** **Active** [Active](#)

(Tyco Electronics P/N: 1-104347-2)

[CAD Geometry](#) | [Search for Parts](#) | [Previous](#) **1** [2](#) [3](#) [4](#) [Next](#)

Document links for this part cannot be displayed. Your browser does not support inline frames or is currently configured not to display inline frames. Inline frames are supported in both Internet Explorer 5 and Netscape 6, as well as all later versions of these browsers.

Related Part Information		
General Information	eCommerce	Related Part Information
General Info Sales Info Assembly Subcontractors	Pricing Product Availability	

Photos & Line Drawings - The photographs and/or line drawings are representative images of a product for viewing purposes only.

[Product Photo](#)

[Post Line-Art](#)

Searchable Features:	
Brand:	AMP
Header Type:	Standard
No. of Rows:	Single
No. of Positions:	14
Mount Angle:	Right Angle
PCB Retention Feature:	With
PCB Retention Method Feature:	Swaged Tails
Surface Mount Compatible:	No
Contact Mating Area Plating:	Gold (30)
Board Standoff:	Without

Other Properties:	
Contact Shape:	Square
Post Size (mm [in]):	0.64 [.025]
Centerline, Matrix (mm [in]):	2.54 [.100]
Contact Material:	Phosphor Bronze
Housing Material:	Thermoplastic
Contact Termination Area Plating:	Tin-Lead over Nickel
Gender:	Header
Housing Flammability Rating:	UL 94V-0

Mounting Ears:	Without
Panel Attachment:	No
Mating Connector Lock:	Without
High Temperature Housing:	No
High Speed Serial Data Connector:	No
Termination Post Length (mm [in]):	3.05 [0.120]

Comment:

Refer to the product drawing to determine the number and location of the board retention tails. Other tail lengths are available, consult AMP Incorporated.

[Copyright](#) and [Privacy Statement](#)

Visit [Tyco International, Ltd.](#)

[Products](#) | [Catalog](#) | [Brands](#) | [Industries](#) | [Commerce](#) | [Supplier](#) | [Customer Service](#) | [About](#) | [Home](#)